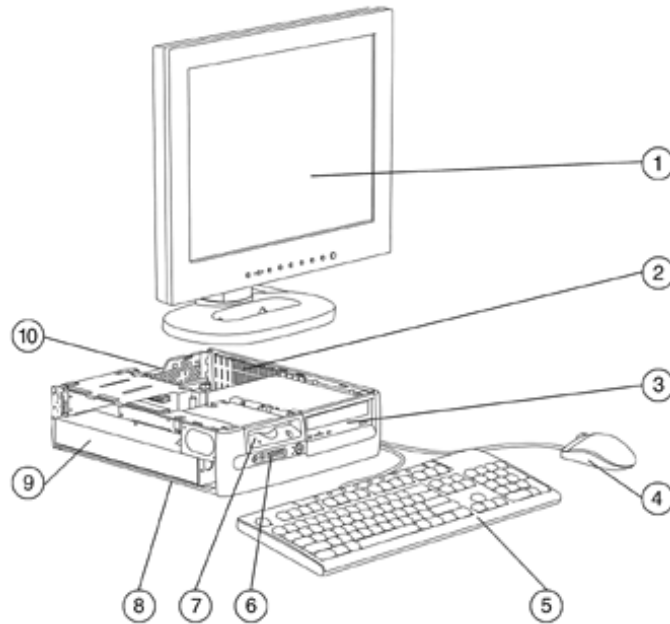


Overview

Small Form Factor

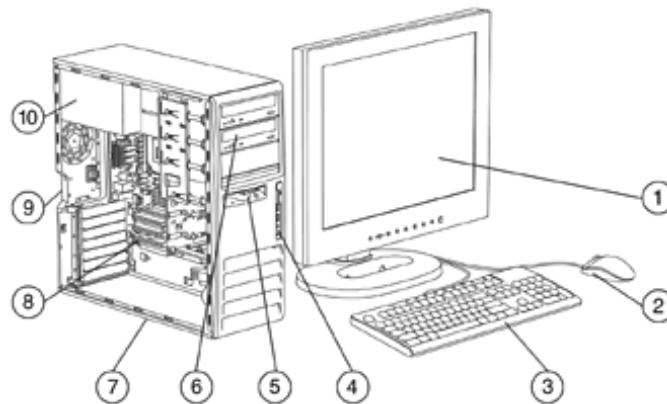
10 x 33.8 x 38.3 centimeters / 3.95 x 13.3 x 15.1 inches



1. Monitor Sold Separately
2. Expansion: 2 full-height PCI slots 1 low-profile AGP 8X slot
3. 1 3.5" internal bay and 1 5.25" external bay for CD-ROM, DVD-ROM, CD-RW or Combo Drives
4. 2-Button Scroll Mouse
5. Easy Access Keyboard
6. 2 USB 2.0, headphone and microphone
7. Optional diskette drive or 3.5" external bay
8. Can also be configured as a tower with tower stand! Tower stand ships standard with each PC
9. 185W Power Supply
10. Rear I/O: 4 USB 2.0, 1 standard serial port, 1 optional serial port, 1 parallel port, 2 PS/2, 1 RJ-45, 1 VGA, audio in/out

Convertible Minitower

44.8 x 16.7 x 45.2 centimeters / 17.65 x 6.6 x 17.8 inches



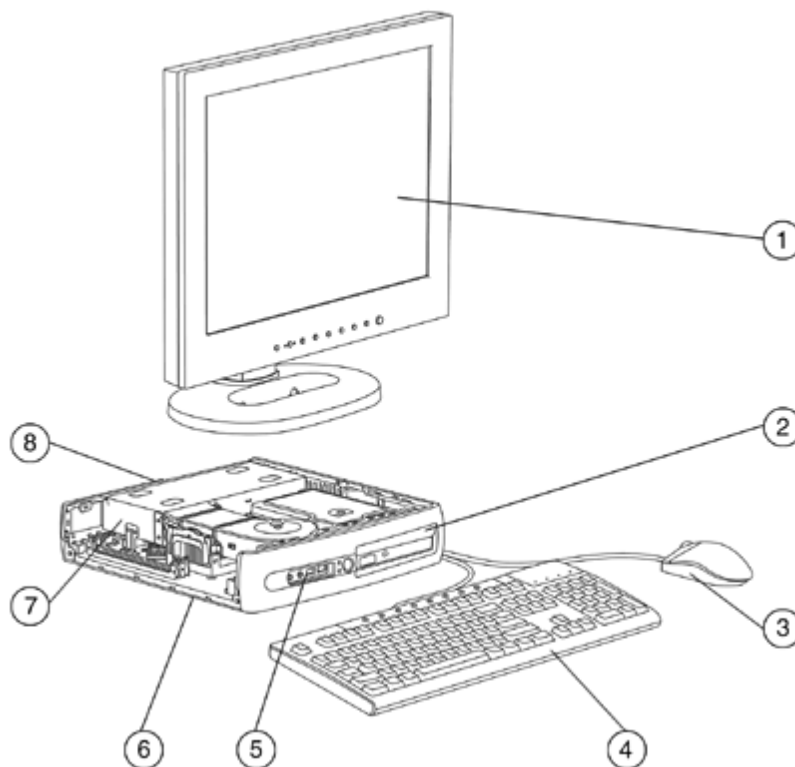
1. Monitor Sold Separately
2. 2-Button Scroll Mouse
7. Industry's only convertible minitower for easy configuration to desktop or minitower!

Overview

3. Easy Access Keyboard
4. 2 USB 2.0, headphone and microphone
5. Optional diskette drive or 3.5" external bay
6. 2 3.5" internal bays and 3 5.25" external bays for CD-ROM, DVD-ROM, CD-RW or Combo Drives
7. 150W Power Supply
8. Expansion: 3 full-height PCI slots (2 additional with optional PCI extender card) 1 AGP 8X slot
9. Rear I/O: 4 USB 2.0, 1 standard serial port, 1 optional serial port, 1 parallel port, 2 PS/2, 1 RJ-45, 1 VGA, audio in/out
10. 240W Power Supply

Ultra-slim Desktop

7 x 31.5 x 33.2 centimeters / 2.75 x 12.4 x 13.07 inches



1. Monitor Sold Separately
2. Multibay supports CD-ROM, DVD-ROM, CD-RW, Combo or Hard Drive
3. USB 2-Button Scroll
4. USB Easy Access Keyboard
5. 2 USB 2.0 headphone and microphone
6. Can also be configured as a tower with tower stand! Tower stand ships standard with each PC
7. 150W Power Supply
8. Legacy free rear I/O: 4 USB 2.0, 1 RJ-45, 1 VGA, audio in/out

Overview

At A Glance

- Intel® Pentium® 4 and Celeron™ processors
- Choice of operating systems:
 - Microsoft Windows XP Professional
 - Microsoft Windows XP Home
 - Microsoft Windows 2000
 - Mandrake 8.2 Linux
 - Turbolinux 7.0
- Integrated Broadcom NetXtreme Gigabit ethernet for HP
- 400, 533 and 800-MHz processor front side bus support
- Intel HyperThread support
- SMART III Ultra ATA/100 Hard Drives
- SoundMax Digital AC97 integrated audio with internal speaker
- Standard MultiBay drive on ultra-slim desktop
- MultiBay support on small form factor and convertible minitower (optional drive adapter is required)
- Pre-loaded Manageability tools
- Energy Star compliance with energy-saving features
- Protected by HP Services, including a 3-3-3, standard warranty. Terms and conditions vary by country. Certain restrictions and exclusions apply.

Standard Features - Select Models

HP Compaq Business Desktop d530

Model Key and Example



Standard Features - Custom Components

		USDT	SFF	CMT
Processor and Speed – One of the following	Intel Celeron Processors with 400-MHz Front Side Bus, 128KB L2 cache			
	2.0-GHz	X	X	X
	2.2-GHz	X	X	X
	Intel Pentium 4 Processors with 800-MHz Front Side Bus, 512KB L2 cache with HyperThread			
	2.4-GHz	X	X	X
	2.6-GHz	X	X	X
	2.8-GHz	X	X	X
	3.0-GHz	X	X	X
	3.2-GHz	X	X	X
	Intel Pentium 4 Processors with 533-MHz Front Side Bus, 512KB L2 cache			
	2.53-GHz (without HyperThread)	X	X	X
	2.66-GHz (without HyperThread)	X	X	X
	2.8-GHz (without HyperThread)	X	X	X
	3.06-GHz (with HyperThread)	X	X	X
	Intel Pentium 4 Processors with 800-MHz Front Side Bus, 1024KB L2 cache with HyperThread			
	3.2E-GHz	X	X	X
	2.8E-GHz	X	X	X
	3.0E-GHz	X	X	X
	Intel Pentium 4 Processors with 533-MHz Front Side Bus, 1024KB L2 cache			
	2.8A-GHz (without HyperThread)	X	X	X
Operating System – One of the following	Microsoft Windows XP Professional SP1	X	X	X
	Microsoft Windows XP Home SP1	X	X	X
	Microsoft Windows 2000 with SP3	X	X	X
	Mandrake 8.2 Linux – Premium	X	X	X
	Mandrake 8.2 Linux – Light	X	X	X
	Turbolinux 7.0 – PRC only	X	X	X
	NOTE: Microsoft Windows NT® 4.0 are not available on system, but Softpaq drivers are downloadable from http://www.hp.com .			

Standard Features - Custom Components

Hard Disk Drive - One of the following	40-GB 5400 rpm SMART III Ultra ATA/100	X	X	X
	40-GB 7200 rpm SMART III Ultra ATA/100	X	X	X
	80-GB 5400 rpm SMART III Ultra ATA/100	X	X	X
	80-GB 7200 rpm SMART III Ultra ATA/100	-	X	X
	160-GB 7200 rpm SMART III Ultra ATA/100	-	X	X
	2nd hard drive, 40-GB 5400 rpm SMART III Ultra ATA/100	-	X	X
	2nd hard drive, 40-GB 7200 rpm SMART III Ultra ATA/100	-	X	X
	2nd hard drive, 80-GB 5400 rpm SMART III Ultra ATA/100	-	X	X
	2nd hard drive, 80-GB 7200 rpm SMART III Ultra ATA/100	-	X	X
	2nd hard drive, 160-GB 7200 rpm SMART III Ultra ATA/100	-	X	X
	80-GB 7200 rpm Serial ATA	X	X	X
	160-GB 7200 rpm Serial ATA	X	X	X

Memory - One of the following	128-MB DDR Synch Dram PC2700 (333-MHz) Non ECC (1 x 128)	X	X	X
	256-MB DDR Synch Dram PC2700 (333-MHz) Non ECC (1 x 256)	X	X	X
	256-MB DDR Synch Dram PC2700 (333-MHz) Non ECC (2 x 128)	X	X	X
	384-MB DDR Synch Dram PC2700 (333-MHz) Non ECC (1 x 128, 1 x 256)	X	X	X
	512-MB DDR Synch Dram PC2700 (333-MHz) Non ECC (1 x 512)	X	X	X
	512-MB DDR Synch Dram PC2700 (333-MHz) Non ECC (2 x 256)	X	X	X
	1-GB DDR Synch Dram PC2700 (333-MHz) Non ECC (1 x 1GB)	X	X	X
	1-GB DDR Synch Dram PC2700 (333-MHz) Non ECC (2 x 512)	X	X	X
	1.5-GB DDR Synch Dram PC2700 (333-MHz) Non ECC (2 x 256, 2 x 512)	-	X	X
	2-GB DDR Synch Dram PC2700 (333-MHz) Non ECC (2 x 1GB)	X	X	X
	2-GB DDR Synch Dram PC2700 (333-MHz) Non ECC (4 x 512)	-	X	X
	4-GB DDR Synch Dram PC2700 (333-MHz) Non ECC (4 x 1GB)	-	X	X
	128-MB DDR Synch Dram PC3200 (400-MHz) Non ECC (1 x 128)	X	X	X
	256-MB DDR Synch Dram PC3200 (400-MHz) Non ECC (1 x 256)	X	X	X
	256-MB DDR Synch Dram PC3200 (400-MHz) Non ECC (2 x 128)	X	X	X
	384-MB DDR Synch Dram PC3200 (400-MHz) Non ECC (1 x 128, 1 x 256)	X	X	X

Standard Features - Custom Components

512-MB DDR Synch Dram PC3200 (400-MHz) Non ECC (1 x 512)	X	X	X
512-MB DDR Synch Dram PC3200 (400-MHz) Non ECC (2 x 256)	X	X	X
1-GB DDR Synch Dram PC3200 (400-MHz) Non ECC (1 x 1GB)	X	X	X
1-GB DDR Synch Dram PC3200 (400-MHz) Non ECC (2 x 512)	X	X	X
1.5-GB DDR Synch Dram PC3200 (400-MHz) Non ECC (2 x 256, 2 x 512)	-	X	X
2-GB DDR Synch Dram PC3200 (400-MHz) Non ECC (2 x 1GB)	X	X	X
2-GB DDR Synch Dram PC3200 (400-MHz) Non ECC (4 x 512)	-	X	X
4-GB DDR Synch Dram PC3200 (400-MHz) Non ECC (4 x 1GB)	-	X	X

NOTE: For best performance, memory speeds and sizes should not be mixed. See memory section for more information.

Removable Storage

Optional 1.44-MB Diskette Drive	-	X	X
16MB USB Disk-on-Key	X	X	X
64MB USB Disk-on-Key	X	X	X
128MB USB Disk-on-Key	X	X	X
48X CD-ROM Drive	-	X	X
48X/32X/48X CD-RW Drive	-	X	X
48X/32X/48X CD-RW Drive for Linux	-	X	X
48X/24X/48X CD-RW Drive	-	X	X
48X/24X/48X CD-RW Drive for Linux	-	X	X
48X/32X/48X CD-RW Drive	-	X	X
48X/32X/48X CD-RW Drive for Linux	-	X	X
16X/40X DVD-ROM with +R Read	-	X	X
48X/24X/48X/16X Combo CD-RW/DVD-ROM Drive	-	X	X
48X/24X/48X/16X Combo CD-RW/DVD-ROM Drive for Linux	-	X	X
4X 4.7GB DVD+R/RW Drive	-	X	X
Zip 250 for 3.5" drive bay	-	X	-
Zip 250 for 5.25" drive bay	-	-	X

Standard Features - Custom Components

Multibay Storage	Multibay Drive Adapter	-	X	X
	MultiBay 24X CD-ROM Drive	X	X	X
	MultiBay 8X/24X DVD-ROM Drive with RAM Read	X	X	X
	MultiBay 24X/10X/24X CD-RW Drive	X	X	X
	MultiBay 24X/24X/24X/8X Combo DVD-ROM and CD-RW Drive	X	X	X
	MultiBay 24X/10X/24X/8X Combo DVD-ROM and CD-RW Drive	X	X	X
	MultiBay 40-GB 4200rpm Hard Drive	X	X	X
	Multibay 1.44MB diskette drive	X	-	-

***NOTE:** Multibay Drive Adaptor is standard in Ultra-slim Desktop, optional on Convertible Minitower and Small Form Factor via MultiBay Drive Adapter.

Keyboard - One of the following	PS/2 Easy Access Keyboard	X*	X	X
	PS/2 Easy Access Keyboard (grey)	X*	X	X
	USB Easy Access Keyboard	X	X	X
	USB Wireless Keyboard	X	X	X

Mouse - One of the following	USB Smart Card Keyboard	X	X	X
	PS/2 2-Button Scroll Mouse	X*	X	X
	USB 2-Button Optical Mouse	X	X	X
	USB 2-Button Scroll Mouse	X	X	X
	Wireless Optical Mouse	X	X	X

***NOTE:** Requires optional USB/PS2 legacy adapter.

Modem	Lucent controllerless 56K Win PCI Fax/Modem	X	X	X
--------------	---	---	---	---

Audio	PC Comm station	X	X	X
	PC Comm station pro	X	X	X
	SoundMax Digital AC97 integrated audio with internal speaker	X	X	X

NIC	Integrated Broadcom NetXtreme Gigabit ethernet for HP	X	X	X
	Intel Pro 1000 MT NIC	X	X	X
	Wireless 802.11b PCI	X	X	X
	Broadcom NetXtreme10/100/1000 management adapter	X	X	X

Standard Features - Custom Components

Miscellaneous	USB to printer adpater cable	-	X	X
	USB to serial adapter	-	X	X
	PCI serial & parallel I/O	X	-	-
	Legacy PCI card (1 serial port, 1 parallel port)	X	X	X
	Legacy cable USB to PS/2 (for keyboard and mouse support)	X	X	X
	Wall/under desk mounting bracket	X	X	-
	IEEE 1394 Firewire PCI (firewire 400)	X	X	X
	PCI extender card for CMT (adds 2 PCI)	-	-	X
	2nd serial port option	-	X	X
	PCMCIA adapter with PCI card	-	X	X
	All-in-Two kit	X	-	-
	Tower stand	X	X	-
	<hr/>			
Graphics	Intel Extreme Graphics 2 (integrated with Intel 865G chipset)	X	X	X
	DVI ADD card full height	-	-	X
	DVI ADD card low profile	-	X	-
	DVI ADD card	X	-	-
	NVIDIA Quadro4 100NVS AGP (64MB, dual VGA) full height	-	-	X
	NVIDIA Quadro4 100NVS AGP (64MB, dual VGA) low profile	-	X	-
	NVIDIA Quadro4 100NVS PCI (64MB, VGA & DVI)	X	-	-
	NVIDIA Quadro4 200NVS (64MB Dual VGA) full height	-	-	X
	NVIDIA Quadro4 200NVS (64MB Dual VGA) low profile	-	X	-
	DVI cable harness for NVIDIA Quadro4 100NVS	-	X	X
	NVIDIA Quadro4 400NVS (quad head)	-	X	X
	NVIDIA GeForce4 MX440/8 (64MB, 8XAGP, VGA, S-video) full height	-	-	X
	NVIDIA GeForce4 MX440/8 (64MB, 8XAGP, VGA, S-video) low profile	-	X	-
	<hr/>			
Security	Solenoid/Hood Sensor	-	X	X
	Port Control Bracket	X	X	X
	Blue Angel Bezel	X	X	X
	TCPA module	X	X	X
	Chassis clamp lock, universal	X	X	X
	Chassis clamp lock, w cable	-	X	X
	Rear port control cover	X	-	-

Standard Features - Custom Components

Software	Norton AntiVirus 2003	X	X	X
	Norton AntiVirus 2002	X	X	X
	Microsoft Office XP Professional	X	X	X
	Microsoft Office XP Small Business Edition	X	X	X
	For information about Intelligent Manageability visit: <u>http://h18019.www1.hp.com/im/swdeploy/dt_nb.html</u>	X	X	X

Standard Features

	Ultra-slim Desktop	Small Form Factor	Convertible Minitower
Operating System (choice)			
Microsoft Windows NT 4.X	– (drivers available on web – Softpaqs Only)	– (drivers available on web – Softpaqs Only)	– (drivers available on web – Softpaqs Only)
Microsoft Windows 2000 SP3	X	X	X
Microsoft Windows XP Professional SP1	X	X	X
Microsoft Windows XP Home SP1	X	X	X
Processor	Intel Pentium 4		
CPU Bus Speed Supported	800-MHz, 533-MHz or 400-MHz FSB		
Standard L2 Cache – Pentium 4	512 or 1024 KB L2 cache depending on processor		
Chipset	Intel 865G		
Memory Expansion Slots	2 DIMMs	4 DIMMs	4 DIMMs
Memory Type Supported	DDR (ECC not supported by Chipset)		
Memory Speed Supported	DDR Synch DRAM PC2100 (266MHz), PC2700 (333-MHz) or DDR Synch DRAM PC3200 (400MHz) Non-ECC		
Maximum Memory	2-GB	4-GB	4-GB
Network controller	Integrated Broadcom NetXtreme Gigabit ethernet for HP		
Graphics	Integrated Intel Extreme Graphics 2		
Audio	Integrated digital audio with S/PDif 6-channel pass-through, stereo microphone, active noise cancellation and Yamaha XG Lite Softsynth support		
PCI	1 full-height, 5.28 in (13.4 cm) length PCI card	2 full-height, 6.87 in (17.45 cm) length PCI cards	3 full-height slots on PCA (2 additional slots available via optional PCI Extender Card)
AGP	None	1 low-profile AGP 8X, 1.5V	1 AGP 8X, 1.5V
Bays	Total Bays = 2	Total Bays = 3	Total Bays = 6
Internal Bays	(1) 3.5 inch ATA Hard Drive	(1) 3.5 inch ATA Hard Drive	(2) 3.5 inch ATA Hard Drive
External Bays	(1) MultiBay	(1) 5.25 inch half-height (1) 3.5 inch third height	(3) 5.25 inch half-height (1) 3.5 inch third height
Parallel Port	Optional via PCI card	1	1
Serial Port	Optional via PCI card	1 – with 2nd available as option	1 – with 2nd available as option
Front I/O	Front Headphone, Microphone, and 2 USB 2.0 Standard		
Rear I/O	4 USB, 1 VGA, Audio In, Audio Out, 1 RJ-45, Audio In, Audio Out/Headphone, Mic In	4 USB, 1 standard serial port, 1 optional serial port, 1 parallel port, PS/2 keyboard and mouse, 1 RJ-45, 1 VGA, Audio In, Audio Out/Headphone, Mic In	4 USB, 1 standard serial port, 1 optional serial port, 1 parallel port, PS/2 keyboard and mouse, 1 RJ-45, 1 VGA, Audio In, Audio Out/Headphone, Mic In
USB Keyboard	1	Optional	Optional
USB Mouse	1	Optional	Optional
PS/2 Keyboard	Optional via USB adapter	1	1
PS/2 Mouse	Optional via USB adapter	1	1
VGA Adapter	1		
Chassis Dimensions (H x W x D)	2.75 x 12.4 x 13.07 in (7 x 31.5 x 33.2 cm) In tower position with stand: 13.2 x 2.75 x 13.07 in (33.5 x 7 x 33.2 cm)	3.95 x 13.3 x 15.1 in (10 x 33.8 x 38.3 cm) In tower position with stand: 14.4 x 3.95 x 15.1 in (36.6 x 10 x 38.3 cm)	17.65 x 6.6 x 17.8 in (44.8 x 16.7 x 45.2 cm)

Standard Features

System Weight	15.4 lb (6.99 kg)	22.2 lb (10.07 kg)	32.5 lb (14.74)
System Volume	7.3 liters	13 liters	33.8 liters
Shipping Weight	19 lb (8.62 kg)	29 lb (13.15 kg)	43 lb (19.5 kg)
Shipping Box Dimensions (H x W x D)	12.63 x 18.75 x 20 in (32.08 x 47.63 x 50.8 cm)	12.63 x 18.75 x 20 in (32.08 x 47.63 x 50.8 cm)	23.38 x 13.06 x 22.88 in (59.39 x 33.17 x 58.12 cm)
Power Supply	150W Power Supply – PFC (115v/230v line switch)	185W Power Supply – PFC (115v/230v line switch)	240W ATX Power Supply – PFC with in 240V mode (115v/230V line switch)
Hard Drive Interfaces Supported	2 ULTRA ATA/100 interfaces		
Hard Drive Controller (PCI) Supported	ULTRA ATA 100/66/33		
Serial – ATA	1 port	2 ports	2 ports
Preinstalled Software			
Computer Setup Utility	X	X	X
Diagnostics for Windows	X	X	X
Microsoft Internet Explorer	X	X	X

After-Market Options

		USDT	SFF	CMT	Part Number
Communications	Wireless LAN				
	HP USB Bluetooth transceiver	X	X	X	DN650A
	HP WL215 USB (802.11b) WiFi wireless LAN	X	X	X	DC758A
	HP WL220 PCI (802.11b) WiFi wireless LAN	X	X	X	DC756B
	HP WL500 PCI (802.11a/b/g) WiFi wireless LAN	X	X	X	tbid
	LAN				
	Broadcom NetXtreme Gb Ethernet PCI Adapter	X	X	X	DC194A
	Intel Pro/1000 MT Gb Ethernet PCI Adapter (Full height only)	-	X	X	DC193A
	Modem				
	PCI high speed 56K Worldwide Controllerless WinModem	X	X	X	DC131A
USB high speed 56K Fax modem	X	X	X	DE585A	
IEEE1394 Firewire PCI Card	1394 Firewire PCI Card	-	-	X	DE471A
	1394 Firewire PCI Card & Adobe Premiere Pro for XP	-	-	X	DK949A
Graphics	Single head solutions				
	Intel DVI AGP Digital Display (ADD) Card (rev B)	-	X	X	DD505A
	NVIDIA GeForce2 MX400 32MB DDR w VGA AGP (Low profile w/ bracket for SFF chassis)	-	X	X	DC155A
	NVIDIA GeForce2 MX200 64MB with DVI-I (Low profile w/ bracket for SFF chassis)	-	X	X	DC154A
	NVIDIA GeForce4 MX440/8 64MB DDR w VGA & Svideo (AGP8X)	-	X	X	DC663A
	NVIDIA GeForce FX 128MB DDR w VGA & Svideo (AGP8X)	-	X	X	DK906A
	Multi display solutions				
	NVIDIA Quadro4 400NVS P77 Quad Head with VGA cables	-	-	X	AA605A
	NVIDIA Quadro4 400NVS DVI Cables	-	-	X	AA606A
	NVIDIA Quadro4 100NVS 64MB PCI DH with VGA, DVI-I and S-video	X	X	X	DC664A
	NVIDIA Quadro4 100NVS 64MB AGP Dual Head with VGA cables	-	X	X	DC665A
	NVIDIA Quadro4 100NVS DVI connector cables (for use with DC665A)	-	X	X	DC157A
	Cables				
	NVIDIA Quadro4 100NVS DVI Cables for use with DC665A	-	X	X	DC157A

After-Market Options

NVIDIA Quadro4 200NVS DVI Cables for use with 273304-B21	-	X	X	284281-B21
--	---	---	---	------------

Hard Drives

ATA/100 Hard Drives

40-GB ATA/100 Hard Drive (7200 rpm)	X	X	X	DC180A
80-GB ATA/100 Hard Drive (7200 rpm)	X	X	X	DC181A
160-GB ATA/100 Hard Drive (7200 rpm)	X	X	X	DC189A
250-GB ATA/100 Hard Drive (7200 rpm)	X	X	X	DC516A

Serial ATA Hard Drives

80-GB Serial ATA Hard Drive (7200 rpm)	-	-	-	DE705A
160-GB Serial ATA Hard Drive (7200 rpm)	-	-	-	DE706A
160-GB 7200 rpm Serial ATA Hard Drive	X	X	X	DE706A
80-GB 7200 rpm Serial ATA Hard Drive	X	X	X	DE705A

Hard Drive Cables

2 Device IDE Cable	-	X	-	DC183A
SATA (required when adding a 3rd Party SATA)	X	X	X	DL977A

Input/Output Devices

Keyboards

HP PS/2 Easy Access Keyboard (Carbonite/Silver)	X*	X	X	DC167B
Bulk pack, 12 Each HP PS/2 Easy Access Keyboard (Carbonite/Silver)	X	X	X	DC167K
HP USB Easy Access Keyboard (Carbonite/Silver)	X	X	X	DC168B
HP USB Easy Access Smartcard Keyboard (Carbonite/Silver)	X	X	X	DC169B
HP Wireless Easy Access Keyboard with Wireless/Optical Mouse	X	X	X	DC170B
HP PS/2 Easy Access Keyboard (all grey) BG1650	X*	X	X	DC636B

Pointing Devices

HP PS/2 2-Button Scroll Mouse (Carbonite)	X*	X	X	DD440B
Bulk pack, 100 each HP PS/2 2-Button Scroll Mouse (Carbonite)	X	X	X	DD440K
HP USB 2-Button Scroll Mouse (Carbonite)	X	X	X	DD441B
HP USB 2-Button Optical Scroll Mouse (Carbonite/Silver)	X	X	X	DC172B
HP Wireless/Optical Mouse	X	X	X	DC210B

* **NOTE:** requires optional USB/PS2 legacy adapter

After-Market Options

Memory (DIMMs)	266-MHz (PC2100) DDR DIMMs				
	Non-ECC				
	1-GB DDR Synch Dram PC2100 (266-MHz) Non-ECC	X	X	X	DC166A
	512-MB DDR Synch Dram PC2100 (266-MHz) Non-ECC	X	X	X	DC165A
	256-MB DDR Synch Dram PC2100 (266-MHz) Non-ECC	X	X	X	DC164A
	128-MB DDR Synch Dram PC2100 (266-MHz) Non-ECC	X	X	X	DC163A
	333-MHz (PC2700) DDR DIMMs				
	Non-ECC				
	1-GB DDR Synch Dram PC2700 (333-MHz) Non-ECC	X	X	X	DC341A
	512-MB DDR Synch Dram PC2700 (333-MHz) Non-ECC	X	X	X	DC340A
	256-MB DDR Synch Dram PC2700 (333-MHz) Non-ECC	X	X	X	DC339A
	128-MB DDR Synch Dram PC2700 (333-MHz) Non-ECC	X	X	X	DC338A
	400-MHz (PC3200) DDR DIMMs				
	Non-ECC				
	1-GB DDR Synch Dram PC3200 (400-MHz) Non-ECC	X	X	X	DE468A
	512-MB DDR Synch Dram PC3200 (400-MHz) Non-ECC	X	X	X	DE467A
	256-MB DDR Synch Dram PC3200 (400-MHz) Non-ECC	X	X	X	DE466A
128-MB DDR Synch Dram PC3200 (400-MHz) Non-ECC	X	X	X	DE465A	
Monitors	HP s9500 CRT Monitor (19")	X	X	X	P9010A#ABA
Multimedia	Harman/Kardon Satellite speaker pair (EMEA only)	X	X	X	DL983A
	JBL Platinum Series Speakers - Carbonite	X	X	X	DE893B
	Labtec Spin-22 Carbon Speakers	X	X	X	DC186A
	JBL Platinum Series Speakers - Carbon (Monitors accessory kit)	X	X	X	
	HP Desktop Access Center (aka Comm station II)	X	X	X	DK985A
	PC Comm station (no keyboard or mouse)	X	X	X	P8814A
	PC Comm station pro (with wireless keyboard & optical mouse)	X	X	X	P8815A

After-Market Options

Optical Drives					
DVD-ROM Drive					
16X/40X DVD-ROM w/ +R read	-	X	X		DC151B
CD-ROM Drive					
48X Max CD-ROM Drive	-	X	X		DC143B
CD-RW Drives					
48X/24X/48X CD-RW Drive	-	X	X		DC196B
48X/32X/48X CD-RW Drive	-	X	X		DL976B
Combo Drives					
48X/24X Combo DVD-ROM/CD-RW Drive	-	X	X		DC197B
48X/32X Combo DVD-ROM/CD-RW Drive	-	X	X		DL976B
DVD+RW Drives					
4X DVD+R/+RW Drive (Carbonite)	-	X	X		DC517B
4X DVD+R/+RW Drive (Carbonite) with Roxio 6.1 (North America Only)	-	X	X		DC517R
8X DVD+R/+RW Drive (Carbonite)	-	X	X		DQ820B

Removable Storage					
Drive Key Options					
16-MB HP Drive Key (USB 1.1)	X	X	X		DC192B
64-MB HP Drive Key (USB 1.1)	X	X	X		DC191B
128-MB HP Drive Key (USB 1.1)	X	X	X		DC190B
128-MB HP Drive Key (USB 2.0)	X	X	X		DQ819B
256-MB HP Drive Key (USB 2.0)	X	X	X		DL973B
Internal and USB Diskette Drives					
1.44-MB USB Diskette Drive - External (Carbonite)	-	X	X		DC141B
1.44-MB Internal Diskette Drive	-	X	X		DS710B
Tape Drives and Media					
Zip 250 Drive (Carbonite)	-	X	X		DC140B
Zip 250 Media 4-Pack	-	X	X		DC138A
Zip 750 Drive (Carbonite)	-	X	X		DC518B
Zip 750 Media 3-Pack	-	X	X		DC519A
TR5 10/20 GB IDE Tape Drive (Carbonite)	-	X	X		DC139B
TR5 10/20 GB Data Cart (3-Pk)	-	X	X		DC137A
TR5 10/20 GB Data Cart (1-Pk)	-	X	X		C4435A

After-Market Options

MultiBay Drive Storage	MultiBay Drive Adapter	-	X	X	DC149B
	Multibay 20GB hard drive	X	X	X	DE622A
	Multibay 40GB hard drive	X	X	X	DC188A
	Multibay 1.44-MB Diskette Drive	X	-	-	DE612B
	MultiBay 24X CD-ROM Drive	X	X	X	DC513A
	MultiBay 24X CD-RW Drive	X	X	X	DC514A
	MultiBay 24X Combo DVD-ROM/CD-RW Drive	X	X	X	DL974B
	MultiBay 8X DVD-ROM Drive (reads all formats)	X	X	X	DC515A

NOTE: In order to use Multibay devices on SFF & CMT, the Multibay Drive adapter is required.

Security	Rear port control cover	X	-	-	DE900A
	Rear port control cover	-	X	-	DE897A
	Rear port control cover	-	-	X	DE896A
	Solenoid hood lock	-	X	-	DE618A
	Solenoid hood lock	-	X	-	DE472A
	Kensington Compaq security lock Ind – All	X	X	X	DC368A
	Chassis clamp lock, universal, no cable	X	X	X	DE817A
	HP Business PC Security Lock Kit	X	X	X	PV606AA
	Wall mount/security sleeve	X	X	X	DK413A
	Wall mount/security sleeve	X	X	X	DK412A
	Solenoid lock	X	X	X	DE620A

Bezels and filler panels	5.25" blank bezel kit (Carbonite 50/PK)	-	X	X	DC177B
	3.5" bezel kit (diskette drive, hard drive, ZIP)	-	X	-	DF783B
	3.5" bezel kit (diskette drive, hard drive, ZIP)	-	-	X	DF785B
	Front bezel kit, unpainted, Blue Angel compliant	X	-	-	DN649B
	Front bezel kit, unpainted, Blue Angel compliant	-	X	-	DN646B
	Front bezel kit, unpainted, Blue Angel compliant	-	-	X	DN648B

Brackets/Stand	Tower stand (Carbonite)	-	X	-	DE870A
	Tower stand (Carbonite) 50-stand bulk-pack	-	X	-	DE999A
	HP Compaq 7000 Series Ultra-slim Desktop Integrated Work Center Stand (no display)	X	-	-	DL641B

After-Market Options

Other	Parallel/Serial connector legacy PCI adapter	X	-	-	DC195A
	USB to PS/2 Mouse/Keyboard legacy adapter	X	-	-	DC681B
	USB to parallel printer adapter	X	-	-	P8821A
	USB to serial adapter	X	-	-	F5103A
	2nd serial port	-	X	X	DP443A
	Bulk-Pack (160 units) 2nd serial port	-	X	X	DP443K
	PCI to PCMCIA Universal adapter for 3.5 inch bay	-	X	X	DC680B
	PCI extender	-	-	X	DC179B

Memory

865G chipset

DDR SYNCH DRAM Non-ECC Memory

It is not necessary to add memory in pairs. Memory upgrades are accomplished by adding single or multiple DIMMs of the same or varied sizes. This chart does not represent all possible memory configurations. The Intel 865G chipset supports non-ECC 266MHz (PC2100), 333MHz (PC2700) and 400MHz (PC3200) DDR memory.

For best performance, add in pairs, add in same channel, and do not mix speeds. For dual-channel performance, DIMMs must be same size, same DRAM technology, same DRAM bus width, and either all single-sided or double-sided DIMMs. Brand and timing specs are not an issue. If speeds are mixed, default will default to the slowest DIMM.

Maximum Memory (Small Form Factor and Convertible Minitower)

Supports up to 4-GB of DDR SYNCH DRAM.

Possible Memory Configurations (Small Form Factor and Convertible Minitower)

not all memory configurations possible are represented below

DIMM Size	Slot			
	Channel A		Channel B	
	1	2	3	4
128-MB	128-MB			
256-MB	128-MB		128-MB	
512-MB	512-MB			
512-MB	256-MB		256-MB	
1-GB	1-GB			
1-GB	512-MB		512-MB	
2-GB	1-GB		1-GB	
2-GB	512-MB	512-MB	512-MB	512-MB
4-GB Maximum	1-GB	1-GB	1-GB	1-GB

Maximum Memory (Ultraslim Desktop)

Supports up to 2-GB of DDR SYNCH DRAM.

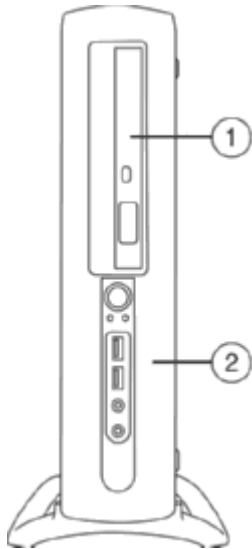
Possible Memory Configurations (Ultraslim Desktop)

not all memory configurations possible are represented below

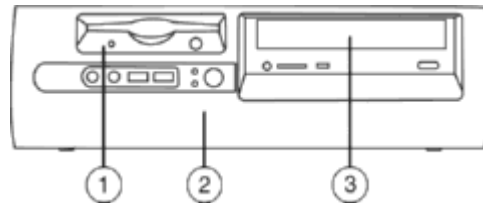
DIMM Size	Slot	
	1	2
128-MB	128-MB	
256-MB	128-MB	128-MB
512-MB	512-MB	
512-MB	256-MB	256-MB
1-GB	1-GB	
1-GB	512-MB	512-MB
2-GB Maximum	1-GB	1-GB

Storage

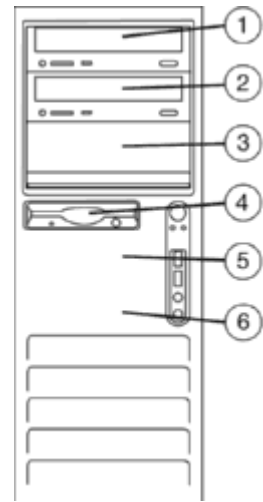
Ultra-slim Desktop



Small Form Factor



Convertible Minitower



Quantity Supported

Position Supported

Controller

Ultra-slim Desktop

Hot-swappable MultiBay Drive
3.5" SMART III Ultra ATA Hard Drives

1

1

IDE

1

2

IDE

Small Form Factor

Diskette Drives
Storage Drive Bay
3.5" SMART III Ultra ATA Hard Drives
MultiBay Drive (optional, with adapter)

1

1

Diskette

1

3

IDE

2

1, 2

IDE

1

3

IDE

Convertible Minitower

Diskette Drives
Tape Drives
Storage Drive Bay
3.5" SMART III Ultra ATA Hard Drives
MultiBay Drive (optional, with adapter)

1

4

Diskette

2

1, 2, 3*

IDE

2

1, 2, 3*

IDE

2

4, 5, 6

IDE

2

1, 2

IDE

* For CMT, not all storage devices will fit in bay 3 – restricted length

Technical Specifications

Base Unit Contents	Ultra-slim Desktop	Small Form Factor	Convertible Minitower
Processor	Intel Pentium 4 Socket N – 478 (low power only)	Intel Pentium 4 Socket N – 478	Intel Pentium 4 Socket N – 478
CPU Bus Speed Supported	800-MHz, 533-MHz or 400-MHz FSB	800-MHz, 533-MHz or 400-MHz FSB	800-MHz, 533-MHz or 400-MHz FSB
Coprocessor	Integrated	Integrated	Integrated
CPU Package	mPGA 478	mPGA 478	mPGA 478
Standard L2 Cache – Pentium 4	512 or 1024 KB L2 cache depending on processor	512 or 1024 KB L2 cache depending on processor	512 or 1024 KB L2 cache depending on processor
L2 Cache Architecture/Speed – Pentium 4	Full core clock speed	Full core clock speed	Full core clock speed
Cache Upgradeable – Pentium 4 and Celeron	Not upgradeable – Integrated into Processor	Not upgradeable – Integrated into Processor	Not upgradeable – Integrated into Processor
System board with Intel 865G Chipset with Integrated Intel 8X AGP	X	X	X
Cables	ATA Cable	ATA Cable	ATA Cable
Optical Media	Multibay		
Quick Setup Poster	X	X	X
Product Documentation on CD	X	X	X
Operating System CD	X	X	X
Restore CD	X	X	X
Power Cord	X	X	X
Keyboard	X (USB)	X (PS/2)	X (PS/2)
Mouse	X (USB)	X (PS/2)	X (PS/2)
Memory Expansion Slots	2 DIMMs	4 DIMMs	4 DIMMs
Memory Type Supported	DDR (ECC not supported by Chipset)	DDR (ECC not supported by Chipset)	DDR (ECC not supported by Chipset)
Memory Speed Supported	DDR Synch DRAM PC2100 (266MHz), PC2700 (333-MHz) or DDR Synch DRAM PC3200 (400MHz) Non-ECC	DDR Synch DRAM PC2100 (266MHz), PC2700 (333-MHz) or DDR Synch DRAM PC3200 (400MHz) Non-ECC	DDR Synch DRAM PC2100 (266MHz), PC2700 (333-MHz) or DDR Synch DRAM PC3200 (400MHz) Non-ECC
Maximum Memory	2-GB	4-GB	4-GB
Memory Parity	Not Needed for non-ECC	Not Needed for non-ECC	Not Needed for non-ECC
ECC Memory	Not Supported by chipset	Not Supported by chipset	Not Supported by chipset
Serial Presence Detect Support	Supported	Supported	Supported
PCI	1 full-height, 5.28 in (13.4 cm) length PCI card	2 full-height, 6.87 in (17.45 cm) length PCI cards	3 full-height slots on PCA (2 additional slots available via optional PCI Extender Card)
AGP	None	1 low-profile AGP 8X, 1.5V	1 AGP 8X, 1.5V
Bays	Total Bays = 2	Total Bays = 3	Total Bays = 6
Internal	(1) 3.5 inch ATA Hard Drive	(1) 3.5 inch ATA Hard Drive	(2) 3.5 inch ATA Hard Drive
External	(1) MultiBay	(1) 5.25 inch half-height (1) 3.5 inch third height	(3) 5.25 inch half-height (1) 3.5 inch third height
Wireless Support	PCI card or external USB	PCI card or external USB	PCI card or external USB
Parallel Port	Optional via PCI card	1	1
Serial Port	Optional via PCI card	1 – with 2nd available as option	1 – with 2nd available as option
USB Keyboard	1	Optional	Optional
USB Mouse	1	Optional	Optional

Technical Specifications

PS/2 Keyboard	Optional via USB adapter	1	1
PS/2 Mouse	Optional via USB adapter	1	1
VGA Adapter	1	1	1
Chassis Dimensions (H x W x D) Centimeters	7 x 31.5 x 33.2 In tower position with stand: 33.5 x 7 x 33.2	10 x 33.8 x 38.3 In tower position with stand: 36.6 x 10 x 38.3	44.8 x 16.7 x 45.2
Chassis Dimensions (H x W x D) Inches	2.75 x 12.4 x 13.07 In tower position with stand: 13.2 x 2.75 x 13.07	3.95 x 13.3 x 15.1 In tower position with stand: 14.4 x 3.95 x 15.1	17.65 x 6.6 x 17.8
System Weight	15.4 lb (6.99 kg)	22.2 lb (10.07 kg)	32.5 lb (14.74)
System Volume	7.3 liters	13 liters	33.8 liters
Shipping Weight	19 lb (8.62 kg)	29 lb (13.15 kg)	43 lb (19.50 kg)
Shipping Box Dimensions (H x W x D)	12.63 x 18.75 x 20 in (32.08 x 47.63 x 50.8 cm)	12.63 x 18.75 x 20 in (32.08 x 47.63 x 50.8 cm)	23.38 x 13.06 x 22.88 in (59.39 x 33.17 x 58.12 cm)
Monitor weight supported (maximum)	77 lb (35kg)	77 lb (35 kg)	77 lb (35 kg)
Hard Drive Interfaces Supported	2 ULTRA ATA/100 interfaces	2 ULTRA ATA/100 interfaces	2 ULTRA ATA/100 interfaces
Hard Drive Controller (PCI) Supported	ULTRA ATA 100/66/33	ULTRA ATA 100/66/33	ULTRA ATA 100/66/33
Serial-ATA	1 port	2 ports	2 ports

System Board	Ultra-slim Desktop	Small Form Factor	Convertible Minitower
Architecture	P4/PCI/AGP 8X	P4/PCI/AGP 8X	P4/PCI/AGP 8X
Chipset	Intel 865G Chipset	Intel 865G Chipset	Intel 865G Chipset
I/O Controller	SMSC LPC47B387	SMSC LPC47B387	SMSC LPC47B387
System Board Form Factor	custom	UATX	UATX
Processor Socket – 478 Pin ZIF	X	X	X
DIMM Connectors (2.5V)	2	4	4
AGP Connector (1.5V)	—	1 (8X)	1 (8X)
Integrated AGP Graphics	Intel	Intel	Intel
PCI Connectors	1	2	3; 5 with optional extender
Flash ROM	X	X	X
AC97 Integrated Audio	X	X	X
CD ROM IN (Audio)	X	X	X
AUX IN (Audio)	X	X	X
Clear CMOS Button	X	X	X
CPU Fan Header	X	X	X
Chassis Fan Header	X	X	X
Chassis Speaker Header	X	X	X
CMOS Battery Holder – Lithium	X	X	X
Hood Lock Header	—	X	X
Hood Sensor Header	—	X	X
Multibay Header	X	X	X
Integrated Broadcom NetXtreme Gigabit ethernet for HP	X	X	X
Wake-On-Lan®	X	X	X
ASF 1.0 (Alert Standard Format)	X	X	X
Power Supply Header	X	X	X

Technical Specifications

Power Switch, Power LED & Hard Drive LED Header	X	X	—
Password Clear Header	—	X	X
Riser Connector	X	X	X
SCSI LED Header	—	—	X

Chassis	Ultra-slim Desktop	Small Form Factor	Convertible Minitower
Color	Carbonite/Silver	Carbonite/Silver	Carbonite/Silver
System Board Form Factors Supported	Custom USDT	Standard m ATX	Standard m ATX
Cooling Solutions Supported	X	X	X
Power Supply Fan (Variable Speed)	X	X	X
Processor Fan-Heatsink (Variable Speed)	X	X	X
Chassis Fan	X	—	X
Slots Supported	1 full-height, 5.28 in / 13.4 cm length PCI card	2 full-height, 6.87 in / 17.45 cm length PCI cards	5 Full-height, Full-length PCI slots
AGP Slot	X	1 Low Profile AGP	1 AGP
Front I/O	Front Headphone, Microphone, and 2 USB 2.0 Standard	Front Headphone, Microphone, and 2 USB 2.0 Standard	Front Headphone, Microphone, and 2 USB 2.0 Standard
Rear I/O	4 USB, 1 VGA, Audio In, Audio Out, 1 RJ-45, Audio In, Audio Out/Headphone	4 USB, 1 standard serial port, 1 optional serial port, 1 parallel port, PS/2 keyboard and mouse, 1 RJ-45, 1 VGA, Audio In, Audio Out/Headphone, stereo Microphone	4 USB, 1 standard serial port, 1 optional serial port, 1 parallel port, PS/2 keyboard and mouse, 1 RJ-45, 1 VGA, Audio In, Audio Out/Headphone, stereo Microphone
Internal Speaker	X	X	X
Power Supply	150W Power Supply – PFC (115v / 230v line switch)	185W Power Supply – PFC (115v / 230v line switch)	240W ATX Power Supply – PFC with in 240V mode (115v/230V line switch)
Security Locks Supported	Kensington Cable Lock Provision (Lock not included) Hood Cover Security Loop (Lock not included)	Kensington Cable Lock Provision (Lock not included) Hood Cover Security Loop (Lock not included) Smart Cover Lock (option) – Locking solenoid controlled via F10 setup (failsafe key)	Kensington Cable Lock Provision (Lock not included) Hood Cover Security Loop (Lock not included) Smart Cover Lock (option) – Locking solenoid controlled via F10 setup (failsafe key)
Security Loop hole diameter	0.212 inches	0.236 inches	0.220 inches

Technical Specifications

Unit Environment and Operating Conditions	Ultra-Slim Desktop	Small Form Factor	Convertible Minitower
General Unit Operating Guidelines			
<ul style="list-style-type: none"> Keep the computer away from excessive moisture, direct moisture and the extremes of heat and cold, to ensure that unit is operated within the specified operating range. Leave a 10.2 cm (4 in) clearance on all vented sides of the computer to permit the required airflow. Never restrict airflow into the computer by blocking any vents or air intakes. Do not stack computers on top of each other or place computers so near each other that they are subject to each other's recirculated or preheated air. Occasionally clean the air vents on the front, back, and any other vented side of the computer. Lint, dust and other foreign matter can block the vents and limit the airflow. If the computer is to be operated within a separate enclosure, intake and exhaust ventilation must be provided on the enclosure, and the same operating guidelines listed above will still apply. The computer is designed to operate continuously (24 x 7) if needed, provided that the operating guidelines listed above are met. 			
Temperature Range	Operating Temperature: 50° to 95° F (10° to 35° C) Non-operating Temperature: 22° to 140° F (30° to 60° C)		
Relative Humidity	Operating Humidity 10% to 90% (non condensing at ambient) Non-operating Humidity 5% to 95% (non condensing at ambient)		
Maximum Altitude (unpressurized)	10,000 ft (3048 m) 30,000 ft (9144 m)		
NOTE: Operating temperature is de-rated 1.0 deg C per 300 m (1000 ft) to 3000 m (10,000 ft) above sea level, no direct sustained sunlight. Maximum rate of change is 10 deg C/Hr. The upper limit may be limited by the type and number of options installed.			

Interfaces	Ultra-slim Desktop	Small Form Factor	Convertible Minitower
I/O Chip	SMSC LPC47B387	SMSC LPC47B387	SMSC LPC47B387
Serial Port	Optional via PCI card	1 standard, 2nd via option	1 standard, 2nd via option
Parallel Port	Optional via PCI card	1	1
PS/2	Optional via USB adapter	1 Keyboard and 1 Mouse	1 Keyboard and 1 Mouse
USB (2.0)	6 ports (4 rear/2 front)	6 ports (4 rear/2 front)	6 ports (4 rear/2 front)
RJ-45 10/100/1000 Network	X	X	X
Keyboard	X (USB standard, PS/2 available via optional USB adapter)	X (PS/2)	X (PS/2)
Mouse	X (USB standard, PS/2 available via optional USB adapter)	X (PS/2)	X (PS/2)
Multibay	X	X CTO Option - Multibay Drive Adapter	X CTO Option - Multibay Drive Adapter
Video (VGA)	X	X	X
Audio	X	X	X

Technical Specifications

Power Supply	Ultra-slim Desktop	Small Form Factor	Convertible Minitower
Power Supply	Custom Power Supply – PFC With in 230V (115v/230V line switch)	Custom Power Supply – PFC With in 230V (115v/230V line switch)	ATX Power Supply – PFC With in 230V (115v/230V line switch)
Full Ranging Input (No Line Select Switch)	—	—	—
Active Power Factor Correction (APFC) (Input Current is nearly 1/2 a non-APFC PS)	—	—	—
Passive Power Factor Correction (PFC)	X	X	X
Operating Voltage Range	90 – 132 / 180 – 264 VAC	90 – 132 / 180 – 264 VAC	90 – 132 / 180 – 264 VAC
Rated Voltage Range	100 – 127 / 200-240 VAC	100 – 127 / 200-240 VAC	100 – 127 / 200-240 VAC
Rated Line Frequency	50/60 Hz	50/60 Hz	50/60 Hz
Operating Line Frequency Range	47 – 63 Hz	47 – 63 Hz	47 – 63 Hz
Rated Input Current	5A/2.5A	5A/2.5A	6A/3A
Maximum Rated Power	150W	185W	240W
Heat Dissipation	Typical 256 btu/hr (65 kg-cal/hr) Maximum 788 btu/hr (199 kg-cal/hr)	Typical 256 btu/hr (65 kg-cal/hr) Maximum 971 btu/hr (245 kg-cal/hr)	Typical 256 btu/hr (65 kg-cal/hr) Maximum 1260 btu/hr (318 kg-cal/hr)
Power Supply Fan	None; airflow is ducted from processor blower	60mm variable speed	92mm variable speed
Energy Star Compliant	X	X	X
Blue Angel Compliant (<5w in S5 – Power Off)	X	X	X
FEMP Standby Power Compliant (<2W in S5 – Power Off)	X	X	X
Power Consumption in ES Mode – Suspend to RAM (S3) (Instantly Available PC)	2.5W to 3W	2.5W to 3W	2.5W to 3W
Processor/Cache Memory Power-Down (S3)	< 3W	< 3W	< 3W
Environmental and Mechanical Engineering Support Center	http://env-webserver.ccm.cpqcorp.net/EMESC/default.htm		

ROM Features	Description	Ultra-slim Desktop	Small Form Factor	Convertible Minitower
Instantly Available PC (Suspend to RAM – S3)	Allows for very low power consumption with quick resume time	X	X	X
ROM Based F10 Setup	Review and customize BIOS settings	X	X	X
Remote System Installation via F12 (PXE) (Remote Boot from Server)	Allows a new or existing system to boot over the network and download software, including the operating system	X	X	X
System/Emergency ROM Flash Recovery with Video	Recovers corrupted system BIOS	X	X	X
CMOS Archive and CMOS Restore	Holding down the power button restores the last known good BIOS settings (from previous restart) if the system gets into a locked state after configuration changes are made	X	X	X

Technical Specifications

Auto Setup when New Hardware Installed	System automatically detects addition of new hardware	X	X	X
Serial, Parallel, USB, Audio, Network, Enable/Disable Port Control	Enable or disables serial, parallel, USB, audio, and network ports	X	X	X
Removable Media Write/Boot Control	Prevents ability to boot from removable media on supported devices (and can disable writes to media on supporting devices)	X	X	X
Network Server Mode	Allows for secured keyboard-less operation	X	X	X
Power-On Password	Prevents an unauthorized person from booting up the computer	X	X	X
Setup Password	Prevents an unauthorized person from changing the system configuration	X	X	X
Replicated Setup	Saves BIOS settings to diskette or USB disk-on-key in human readable file. SSM and Repset.exe utility can then replicate these settings on machines being deployed without entering ROM-based F10 setup	X	X	X
Memory Change Alert (Requires Insight Management Agent)	Alerts management console if memory is removed or changed	X	X	X
Thermal Protection	Protects system components from thermal damage. If excessive temperatures are encountered the computer automatically shuts down without warning before hardware component damage occurs.	X	X	X
Thermal Alert (Requires Insight Management Agent)	Monitors the temperature state within the chassis. Three modes: <ul style="list-style-type: none"> • NORMAL – normal temperature ranges • ALERTED - excessive temperatures are detected. Raises a flag so action can be taken to avoid shutdown or provide for a smoother system shutdown • SHUTDOWN – excessive temperatures are encountered. Automatically shuts down the computer without warning before hardware component damage occurs 	X	X	X
Cover Removal Alert (Requires Insight Management Agent for network alerts)	Notifies the Network Administrator and end user when the cover has been removed without authorization through an electronic switch residing inside the computer. Can be set to one-of-three modes: <ul style="list-style-type: none"> • DISABLED - user/network administrator does not want to be made aware of the computer hood removal • NOTIFY USER - notifies user/network administrator that the hood has been removed, but no action required before re-booting the computer • UP PASSWORD – notifies user/network administrator that the hood has been removed and administrator password is required before the computer will continue to boot 	—	Optional	Optional
Master Boot Record Security	Detects changes to MBR and optional restoration, useful in protecting from viruses	X	X	X

Technical Specifications

Remote ROM Flash	Provides secure, fail-safe ROM image management from a central network console	X	X	X
Remote Wakeup	<ul style="list-style-type: none"> System administrators can power on, restart, and power off a client computer from a remote location. Enables cost-effective power consumption when the administrator needs to distribute software, perform security management, or update the ROM. 	X	X	X
ACPI (Advanced Configuration and Power Management Interface)	<ul style="list-style-type: none"> Allows the system to wake from a low power mode Controls system power consumption, making it possible to place individual cards and peripherals in a low-power or powered-off state without affecting other elements of the system 	X	X	X
Keyboard-less Operation	The system can be operated without a keyboard	X	X	X
SMBIOS	System Management BIOS, previously known as DMI BIOS, for system management information	X	X	X
Environmental and Mechanical Engineering Support Center (EMESC) – Intranet Web Site only	http://env-webserver.ccm.cpqcorp.net/EMESC/default.htm			

Software	Description	Ultra-slim Desktop	Small Form Factor	Convertible Minitower
Preinstalled Software				
Microsoft Windows 3.1		—	—	—
Microsoft Windows 95		—	—	—
Microsoft Windows 98		—	—	—
Microsoft Windows NT 4.X (drivers available on web – Softpaqs only)		—	—	—
Microsoft Windows 2000 SP3		X	X	X
Microsoft Windows XP Professional SP1		X	X	X
Microsoft Windows XP Home SP1		X	X	X
Computer Setup Utility		X	X	X
Diagnostics for Windows		X	X	X
Microsoft Internet Explorer		X	X	X

Pre-loaded Software	Description	Ultra-slim Desktop	Small Form Factor	Convertible Minitower
Altiris Agents (Aclient, Nsclient)		X	X	X
Insight Management Agent		X	X	X
Local Diskette Boot		X	X	X
Network Boot		X	X	X
Disk-on-Key Boot		X	X	X

Technical Specifications

Initial Configuration and Deployment	Description	Ultra-slim Desktop	Small Form Factor	Convertible Minitower
HP/Compaq Client Manager (free)	A FREE solution that provides asset tracking, alerting, diagnostics, and SoftPaq distribution for Compaq business desktops, notebooks, and workstations. Compaq Client Manager "plugs" into the Altiris eXpress infrastructure to provide value-add Compaq specific information that can be leveraged by all Altiris eXpress solutions	X	X	X
Altiris eXpress Solutions (30-day trial version)	A suite of solutions that focus on business needs in four areas, saving time and freeing resources to address other crucial issues: <ul style="list-style-type: none"> • Deployment & Migration • Software & Operations Management • Inventory & Asset Management • Help Desk & Problem Resolution 	X	X	X
PC Transplant Pro (30-day trial version)	Makes transferring the files and settings that make your PC unique quick and intuitive process	X	X	X
System Software Manager (free)	Detects and updates BIOS, device drivers, and management agent versions on your networked PCs	X	X	X
Replicated Setup	Saves BIOS settings to diskette or USB disk-on-key in human readable file. Repset.exe utility can then replicate these settings on machines being deployed without entering ROM-based F10 setup	X	X	X
Insight Manager	-----	X	X	X
Support Software CD	-----	X	X	X
Software Restore CD	Restores computer to its original factory shipping image	X	X	X
Asset Tag	<ul style="list-style-type: none"> • Repository for storing company-specific property asset numbers for easy tracking • Initially set equal to the system serial number • Stored in a protected section of non-volatile memory that can be accessed and modified with the F10 Setup program 	X	X	X
DIMM Serial Presence Detect	Detects whether or not memory DIMMs are present and their type	X	X	X
Hard drive serial number, model, and manufacturer	Hard drive manufacturer, model, and serial number is stored in the hard drive firmware and reported in ROM-based F10 setup	X	X	X
Monitor serial number, model & manufacturer	-----	X	X	X
System serial number, model, & manufacturer	System serial number, model, & manufacturer stored in a non-volatile memory and can be retrieved with management SW or viewed in ROM-based F10 setup	X	X	X
ROM revision levels	<ul style="list-style-type: none"> • Identifies system ROM revision levels and reports in ROM-based F10 setup • Version is stored in an industry standard memory location (SMBIOS) so that management SW applications can use and report this information 	X	X	X
System board revision level	<ul style="list-style-type: none"> • Allows management SW to read the revision level of the system board • Revision level is digitally encoded into the hardware and cannot be modified 	X	X	X

Technical Specifications

Memory Change Alert	Alerts management console if memory is removed or changed	X	X	X
Ownership Tag	A user-defined string stored in non-volatile memory that is displayed in the BIOS splash screen	X	X	X

Security Features	Description	Ultra-slim Desktop	Small Form Factor	Convertible Minitower
Smart Cover Lock	Remote operated system lock	—	Optional	Optional
Smart Cover Sensor (Requires Insight Management Agent for network alerts)	<p>Notifies the Network Administrator and end user when the cover has been removed without authorization through an electronic switch residing inside the computer. Can be set to one-of-three modes:</p> <ul style="list-style-type: none"> • DISABLED -user/network administrator does not want to be made aware of the computer hood removal • NOTIFY USER - notifies user/network administrator that the hood has been removed, but no action required before re-booting the computer • UP PASSWORD – notifies user/network administrator that the hood has been removed and administrator password is required before the computer will continue to boot 	—	Optional	Optional
Mechanical Hood Security Provision	Security Loop	X	X	X
Kensington Lock Support	Kensington lock slot on the chassis	X	X	X
Cable Lock Provision	Physically secure computer hardware from theft	X	X	X
Serial, Parallel, USB Enable/Disable	Enable or disable serial, parallel or USB ports and hide them from the operating system	X	X	X
Port Control	Attaches to back of chassis covering external ports and thereby preventing unauthorized access; also aids in cable management	X	X	X
Removable Media Write/Boot Control	Prevents the computer from being booted from removable media on supported devices (and can disable writes to media)	X	X	X
Power-On Password	Prevents an unauthorized person from booting up the computer	X	X	X
Setup Password	Prevents an unauthorized person from changing the system configuration	X	X	X
Smartcard Reader	Prevents system access to the operating system unless the user has the appropriate Smartcard	X	X	X
Fingerprint Reader	Restricts system access to the operating system based on fingerprint	X	X	X

Technical Specifications

Fault Notification and Recovery	Description	Ultra-slim Desktop	Small Form Factor	Convertible Minitower
SMART Hard Drives, Fault Notification, & Prefailure Warranty	<ul style="list-style-type: none"> Allows hard drives to monitor their own health and to raise flags if imminent failures were predicted Predicts failures before they occur. Tracks fault prediction and failure indication parameters such as re-allocated sector count, spin retry count, calibration retry count By avoiding actual hard drive failures, SMART hard drives act as "insurance" against unplanned user downtime and potential data loss from hard drive failure 	X	X	X
Surge Tolerant Full Ranging Power Supply	Withstands power surges up to 2000V	X	X	X
Thermal Sensor	Monitors the temperature within the chassis <ul style="list-style-type: none"> NORMAL –normal temperature ranges ALERTED - excessive temperatures are detected. Raises a flag so that appropriate action can be taken to avoid shutdown or provide for a smoother system shutdown SHUTDOWN – excessive temperatures are encountered. Automatically shuts down the computer without warning before hardware component damage occurs 	X	X	X
Ultra ATA Integrity Monitoring (CRC Checking)	Provides data transfer verification and proactive notification of hard drive data transmission problems with recommendations for enhancing system performance. It detects all the following errors types: <ul style="list-style-type: none"> single bit errors double bit errors an odd number of errors error bursts up to 32-bits long 	X	X	X

System Software Updating	Description	Ultra-slim Desktop	Small Form Factor	Convertible Minitower
Product Change Notification	<ul style="list-style-type: none"> Program to proactively communicate Product Change Notifications (PCNs) and Customer Advisories by email to customers, based on a user-defined profile. PCNs provide advance notification of hardware and software changes to be implemented in the factory providing time to plan for transition. Customer Advisories provide concise, effective problem resolution, greatly reducing the need to call technical support 	X	X	X

Technical Specifications

Active Update	<ul style="list-style-type: none"> Advanced web-based application that provides proactive notification and automatic download of software updates for most Compaq commercial products Updates may be deployed using Compaq or third-party deployment tools Software subscription filters automatically identify and download only relevant content based on the user-defined subscription information 	X	X	X
Remote ROM Flash	Provides secure, fail-safe ROM image management from a central network console	X	X	X
Remote Wakeup/ Remote Shutdown	<ul style="list-style-type: none"> System administrators can power on, restart, and power off a client computer from a remote location. Enables cost-effective power consumption when the administrator needs to distribute software, perform security management, or update the ROM. 	X	X	X
ROM Based Setup (F10) and Start-up Diagnostics	-----	X	X	X
Support Software CD & WWW	-----	X	X	X

Other Features	Description	Ultra-slim Desktop	Small Form Factor	Convertible Minitower
ACPI-Ready Hardware	Advanced Configuration and Power Management Interface (ACPI). <ul style="list-style-type: none"> Allows the system to wake from a low power mode. Controls system power consumption, making it possible to place individual cards and peripherals in a low-power or powered-off state without affecting other elements of the system 	X	X	X
SMBIOS	System Management BIOS, previously known as DMI BIOS, for system management information	X	X	X
Wired for Management Support	Intel-driven, industry-wide initiative to make Intel architecture-based PCs, servers and mobile computers more inherently manageable right out of the box and over the network	X	X	X
Dual-State Power Button	Power button acts as either an on/off button and suspend-to-sleep button	X	X	X

Technical Specifications

Serviceability Features of System	Description	Ultra-slim Desktop	Small Form Factor	Convertible Minitower
Dual Color Power LED on Front of Computer (Indicates Normal Operations and Fault Conditions)	-----	X	X	X
Diagnostic LED Explanation Table	Number of 1-second red LED blinks followed by 2-second pause, then repeats: 2-processor thermal protection activated 3-processor not installed 4-power supply failure 5-memory error 6-video error 7-PCA failure (ROM detected failure prior to video) 8-invalid ROM, bootblock recover mode	X	X	X
System/Emergency ROM Flash Recovery with Video	Recovers corrupted system BIOS.	X	X	X
Compaq Diagnostic for Windows Software	-----	X	X	X
Compaq Configuration Record SW	-----	X	X	X
Over-Temp Warning on Screen (Requires IM Agents)	-----	X	X	X
Compaq OS CD (Restore OS CD)	Restores computer to its original factory shipping image	X	X	X
Compaq Restore CD	Restores the computer to its original factory shipping image	X	X	X
Flash ROM	-----	X	X	X
3.3V Aux Power LED on System PCA	-----	X	X	X
Dual Function 5V Aux Power LED (ON) / PS_ON LED (OFF) on System PCA	-----	X	X	X
Diagnostic Power Switch LED on board	-----	X	X	X
Clear Password Jumper	-----	X	X	X
Clear CMOS Button	-----	X	X	X
CMOS Battery Holder for easy Replacement	-----	X	X	X
Processor ZIP Socket for easy Upgrade	-----	X	X	X
DIMM Connectors for easy Upgrade	-----	X	X	X
NIC LEDs (integrated) (Green & Amber)	Used to determine NIC status	X	X	X

Serviceability Features of Chassis	Description	Ultra-slim Desktop	Small Form Factor	Convertible Minitower
------------------------------------	-------------	--------------------	-------------------	-----------------------

Technical Specifications

Dual Color Power and HD LED - To Indicate Normal Operations and Fault Conditions	-----	X	X	X
ASF 1.0 support (Alert Standard Format)	Industry-standard specification for network alerting in operating system-absent environments	X	X	X
Smart Cover Sensor (Requires Insight Management Agent for network alerts)	Notifies the Network Administrator and end user when the cover has been removed without authorization through an electronic switch residing inside the compute. Can be set to one-of-three modes: <ul style="list-style-type: none"> • DISABLED - user/network administrator does not want to be made aware of the computer hood removal • NOTIFY USER - notifies user/network administrator that the hood has been removed, but no action required before re-booting the computer • UP PASSWORD – notifies user/network administrator that the hood has been removed and administrator password is required before the computer will continue to boot 	—	Optional	Optional
Smart Cover Lock	Remote operated system lock	— cover can be locked with security loop or kensington	X (Option)	X (Option)
Front power switch	-----	X	X	X
Green Pull Tabs, and Quick Release Latches for easy Identification	-----	X	X	X
Color coordinated cables and connectors		X	X	X
System memory can be upgraded without removing the system board or any internal components	Eases memory upgrading	X	X	X
Tool-less Hood Removal	Eases entry to the chassis without use of special tools	X (with captive thumbscrew)	X (single latch)	X (single latch)
Tool-less Hard Drive, CD & Diskette Removal	-----	Hard Drive is tool-less. Multibay Drives are hot-swappable and ejectable.	X	X
Tool-less System Board Removal	No special tools required for system board removal or maintenance	—	X	X
Towerable	Product can be oriented as a tower (in addition to desktop orientation)	X	X	X (Can also Rotate Drives in External Bays)

Technical Specifications

Universal Tower Stand	Necessary to safely orient as a tower	X (Standard)	X (optional)	— (Not needed - Chassis is easily converted to either desktop or tower)
Drive Self Tests (DPS)	<ul style="list-style-type: none"> • Drive Protection System • A diagnostic hard drive self test. It scans critical physical components and every sector of the hard drive for physical faults and then reports any faults to the user. • Running independently of the operating system, it can be accessed through a Windows-based diagnostics utility or through the computer's setup procedure. It produces an evaluation on whether the hard drive is the source of the problem and needs to be replaced. • The system expands on the Self-Monitoring, Analysis, and Reporting Technology (SMART), a continuously running systems diagnostic that alerts the user to certain types of failures 	X	X	X
DPS Access through F10 Setup during Boot		X	X	X
DPS Access through Diagnostics for Windows		X	X	X
SMART Technology (Self-Monitoring, Analysis and Reporting Technology)		<ul style="list-style-type: none"> • Allows hard drives to monitor their own health and to raise flags if imminent failures were predicted • Predicts failures before they occur. Tracks fault prediction and failure indication parameters such as re-allocated sector count, spin retry count, calibration retry count • By avoiding actual hard drive failures, SMART hard drives act as "insurance" against unplanned user downtime and potential data loss from hard drive failure 	X	X
SMART I - Drive Failure Prediction	X		X	X
SMART II - Off-Line Data Collection	X		X	X
SMART III - Off-Line Read Scanning with Defect Reallocation	X		X	X

Service and Support	On-site Warranty and Service Note 1 : This three-year, limited warranty and service offering delivers three years of on-site, next business-day Note 2 service for parts and labor and includes free telephone support Note 3 24 x 7. Global coverage Note 2 ensures that any product purchased in one country and transferred to another, non-restricted country will remain fully covered under the original warranty and service offering.
	NOTE 1: Terms and conditions may vary by country. Certain restrictions and exclusions apply.
	NOTE 2: On-site service may be provided pursuant to a service contract between HP and an authorized HP third-party provider, and is not available in certain countries. Global service response times are based on commercially reasonable best effort and may vary by country.
	NOTE 3: Technical telephone support applies only to HP-configured, HP and HP-qualified, third-party hardware and software. Toll-free calling and 24 x 7 support may not be available in some countries.

Technical Specifications - Audio

AC97 Integrated ADI 1981B Audio	Type	Integrated
	AC '97 Stereo Codec	Yes
	FM Synthesis Support	Yamaha XG Lite
	OPL3 FM Synthesis Support	Yes
	Sound Blaster Compatibility	Yes
	Audio Jacks	Microphone-In (20-K ohm Input Impedance); rear stereo and front analog microphone ports available except for USDT which has front stereo microphone only Line-In (12-K ohm Input Impedance) Line-Out * (less than 800 ohms Output Impedance, expects at least a 10-K ohm load) Headphone-Out (2.5 Ohms Output Impedance, expects at least a 32 ohm load)
	NOTE: *Internal Speaker Amplifier is for Internal Speaker only. External Speakers need to be powered externally.	
	Sampling	7 kHz – 48 kHz
	Wavetable Syntheses (software)	GM and FM Midi Support, Direct Music and Down Loadable Soundset (4 Meg DLS Level 1 and 2 Support)
	3D Positional Sound	No
Digital Audio via (S/Pdiff)	Yes	
Analog Audio:	Yes	
Number of Channels on Line-Out (mono/stereo)	Stereo (Left & Right channels)	
Internal Audio Speaker Power Rating	3W	
Internal Speaker	Yes	
Hardware Equalizer for Internal Speaker	Fixed 7 Band ParametricEQ	
External Speaker Jack (Headphones/Line-Out)	Yes	

Technical Specifications - Graphics

Integrated Intel Extreme Graphics	3D/2D Controller	Support is fully compliant with Microsoft standard API such as Direct Draw, GDI/GDI+ and Direct Show
	VGA Controller	Integrated
	Bus Type	AGP8X (Internal graphics is disabled if external AGP Graphics card is installed)
	RAMDAC	Integrated 350-MHz DAC
	Memory	Graphics memory is shared with system memory. Graphics memory usage can vary from 8 – 64MB depending on the amount of system memory installed and system load. 16MB is pre-allocated for graphics use at system boot time. Additional memory is allocated for graphics using Intel's Dynamic Video Memory Technology (DVMT) to balance the optimum amount of memory between graphics and other system use. With a 128MB system, graphics memory usage will be 8MB – 32MB depending on system load. With 256MB or more, graphics memory usage will be 16MB – 64MB depending on system load.
	Controller Clock Speed	266 MHz
	Overlay Planes	Single Overlay support with 5x3 filtering
	Max Color Depth	32-bits/pixel
	Maximum Vertical Refresh Rate	85Hz at up to 1920 x 1440, 75Hz at 2048 x 1536. Varies with mode and configuration. See table below
	Multi-display Support	Support for one CRT via the motherboard's VGA connector. Support for an additional DVI-D display via the optional DVI ADD card. Intel's Dual Display Twin mode allows for displaying the same image on both the displays.
	Operating Systems	Microsoft Windows XP and Windows 2000
	Graphics API Support	Complete Microsoft DirectX® support, including DirectX 8.1; complete OpenGL® 1.3 support. Compatible with DirectX 9.

Resolutions Supported (At various color depths & memory configurations) (NOTE: Refresh rates higher than 85Hz may be obtainable in some modes and configurations but are not recommended.)	Resolution	Maximum Refresh Rate (Hz)	Maximum Refresh Rate (Hz)	Maximum Refresh Rate (Hz)
		DR266 Single Channel (8/16/32 bits/pixel)	DDR 266 Dual / DDR 333 Single Channel (8/16/32 bits/pixel)	DDR 333 Dual Channel (8/16/32 bits/pixel)
		640 x 480	85/85/85	85/85/85
800 x 600	85/85/85	85/85/85	85/85/85	
1024 x 768	85/85/85	85/85/85	85/85/85	
1152 x 864	85/85/85	85/85/85	85/85/85	
1280 x 720	85/85/85	85/85/85	85/85/85	
1280 x 768	85/85/85	85/85/85	85/85/85	
1280 x 960	85/85/85	85/85/85	85/85/85	
1280 x 1024	85/85/85	85/85/85	85/85/85	
1400 x 1050	85/85/85	85/85/85	85/85/85	
1600 x 900	85/85/85	85/85/85	85/85/85	
1600 x 1200	85/85/85	85/85/85	85/85/85	
1856 x 1392	75/75/60	75/75/60	75/75/60	
1920 x 1080	85/85/75	85/85/85	85/85/85	
1920 x 1200	75/75/60	75/75/75	75/75/75	
1920 x 1440	85/85/60	85/85/60	85/85/60	
2048 x 1536	75/75/NA	75/75/NA	75/75/60	

Technical Specifications - Communications

Integrated Broadcom NetXtreme Gigabit Ethernet NIC	Connector	RJ-45	
	Controller	Broadcom 5782 PCI LAN Controller	
	Memory	Integrated 96Kb frame buffer memory	
	Data rates supported	10/100/1000 Mbps	
	Compliance	IEEE 802.1A, 802.1P, 802.1Q, 802.2, 802.3, 802.3AB and 802.3u compliant, 802.3x flow control	
	Bus architecture	PCI 2.2	
	Data path width	32-bit, 33/66 MHz bus interface	
	Data transfer mode	Bus-master DMA	
	Hardware certifications	FCC, B, CE, TUV- cTUVus Mark Canada and United States, TUV- GS Mark for European Union	
	Power requirement	1.48 watts @ +3.3V AUX supply with 5V tolerance	
	Boot ROM support	Yes	
	Network transfer rate	10BASE-T (half-duplex)	10 Mbps
		10BASE-T (full-duplex)	20 Mbps
		100BASE-TX (half-duplex)	100 Mbps
		100BASE-TX (full-duplex)	200 Mbps
		1000BASE-T	1000 Mbps
	Environmental	Operating temperature	32° to 131° F (0° to 55° C)
		Operating humidity	85% at 131° F (55° C)
	Dimensions	4.7 x 2.0 x 0.08 in (12 x 5 x 1.9 cm)	
Operating system driver support	Microsoft Windows NT 4.0, Microsoft Windows 98, Microsoft 2000, Microsoft XP, Linux 2.2, Linux 2.4		
Management capabilities	ACPI, WOL and DMI 2.0, PXE 2.0, WfM 2.0		
Alerting	ASF 1.0		

Technical Specifications - Hard Drives

7200 rpm SMART III Ultra 40-GB ATA/100 Hard Drives

Capacity	40,000 MB	
Rotational Speed	7200 rpm	
Interface	Ultra ATA/100	
Height	1 in (25.4 mm)	
Width	3.5 in (88.9 mm)	
Transfer Rate Synchronous (Maximum)	100 MB/s	
Seek Time (typical reads, including settling)	Single Track	0.8 ms
	Average	9 ms
	Full-Stroke	17 ms
Physical Configuration	Logical Blocks	78,165,360
Operating Temperature	41° to 131° F (5° to 55° C)	

80-GB

Capacity	80,000 MB	
Rotational Speed	7200 rpm	
Interface	Ultra ATA/100	
Height	1 in (25.4 mm)	
Width	3.5 in (88.9 mm)	
Transfer Rate Synchronous (Maximum)	100 MB/s	
Seek Time (typical reads, including settling)	Single Track	0.8 ms
	Average	9 ms
	Full-Stroke	17 ms
Physical Configuration	Logical Blocks	156,301,488
Operating Temperature	41° to 131° F (5° to 55° C)	

Technical Specifications - Input/Output Devices

Easy Access Keyboard (PS/2 or USB)	Dimensions (HxWxD)	1.4 x 18.3 x 6.3 in (36 x 465 x 160 mm)	
	Weight	Approximately 2 lb (0.9 kg)	
	Electrical	Operating Voltage	+ 5VDC \pm 5%
		Power Consumption	50 mA maximum (with 3 LEDs on)
		System Interface	PS/2 mini-din connector
		ESD	CE level 4, 15 kV air discharge
		EMI-RFI	Conforms to FCC rules for a Class B computing device
	Mechanical	PC98	Functionally compliant
		Languages	30+ available
		Keycaps	Low-profile design
		Switch Actuation	55 g nominal peak force with tactile feedback
		Switch Life	20 million keystrokes (using Hasco modified tester)
		Switch Type	Contamination resistant membrane
Key Leveling Mechanism		For all double wide and greater length keys	
Environmental	Cable Length	6 ft (1.8 m)	
	PC98-99	Mechanically compliant	
	Acoustics	50 dBA maximum sound pressure level	
	Operating Temperature	50° to 122° F (10° to 50° C)	
	Non-operating Temperature	-22° to 140° F (-30° to 60° C)	
	Operating Humidity	10% to 90% (non condensing at ambient)	
	Non-operating Humidity	20% to 80% (non condensing at ambient)	
	Operating Shock	40 g, 6 surfaces	
	Non-operating Shock	80 g, 6 surfaces	
	Operating Vibration	2 g peak acceleration	
Non-operating Vibration	4 g peak acceleration		

Technical Specifications - Input/Output Devices

2-Button Scroll Mouse (PS/2 or USB)	Scroll Wheel	8 mm		
	Maximum Rotation Speed	30 mm/s		
	Switch Type	Light force micro-switch		
	Switch Life	1 million operations		
	Mechanical Life	Minimum 200,000 revolutions		
	Environmental	Operating Temperature	50° to 122° F (10° to 50° C)	
		Non-operating Temperature	-22° to 140° F (-30° to 60° C)	
		Operating Humidity	10% to 90% (non condensing at ambient)	
		Non-operating Humidity	20% to 80% (non condensing at ambient)	
		Operating Shock	40 g, 6 surfaces	
		Non-operating Shock	80 g, 6 surfaces	
		Operating Vibration	2 g peak acceleration	
		Non-operating Vibration	4 g peak acceleration	
		Electrical	Operating Voltage	+ 5VDC ± 10%
			Power Consumption	15mA
	System Consumption		PS/2 mini-din connector	
	ESD		CE level 4, 15 kV air discharge	
	EMI-RFI		Conforms to FCC rules for a Class B computing device	
	Mechanical		PC98	Functionally compliant
Resolution		400 ± 20% DPI		
Tracking Speed		10 in/s maximum		
Acceleration		100 in/s		
Switch Actuation		85 g nominal peak force		
Switch Life		1,000,000 operations (using Hasco modified tester)		
Cable Length		2 m		
Regulatory Approvals	PC98-99	Mechanically compliant		
	UL, CSA, FCC, CE Mark, TUV, TUV GS, VCCI, BCIQ, C-Tick			

Technical Specifications - Optical Storage

48X Max CD-ROM Drive	Interface	ATAPI IDE
	Data Buffer	16.6 Mbps
	Data Transfer Rate	Sustained—150 Kbps minimum (audio) Variable (CD)—3,000 to 7,200 Kbps
	Disk Rotation Technology	CAV (Constant Angular Velocity)
	Access Time (ms)	Random: < 100 ms Full-stroke seek: < 150 ms
	Average Access Time	< 80 ms
	Cache Buffer (standard/maximum)	128 KB
	Disk Formats Read	Multi-session Photo CD, multi-read CD-ROM, CD text, audio CD, CD-I, CD-RW, CD-R, CD-Extra, CD-ROM XA
	Disk Formats Written	None
	Disk Capacity (CD)	650 MB
	Block Size	Mode 1—2,048 bytes Mode 2—2,340/2,336 bytes CD-DA—2,352 bytes CD-XA—2,328 bytes
	Diameter	12 cm; 8 cm
	Thickness	1.2 mm
	Track Pitch	1.6 μ m
	Audio Output Level	Line-out—0.7 V @ 47 Kohm Headphone—0.6 V @ 32 ohm
	Startup Time	< 7 seconds (typical); < 30 seconds with multi-session
	Operating Conditions	Temperature 41° to 113° F (5° to 45° C) Relative Humidity 10% to 80%
	Dimensions (H x W x D, maximum)	1.7 x 5.9 x 8.2 in (4.3 x 15.0 x 20.8 cm)
	Weight	2.6 lbs (1200 g)
	Operating Systems Supported	Microsoft® Windows® NT 4.0, Microsoft Windows 2000, and Microsoft Windows XP.
MPEG Playback Graphics Solution Support	None	

16X/40X DVD-ROM with +R Read Drive	Height	5.25-in, half-height
	Interface Type	ATAPI
	Dimensions— External, Excluding Bezel (W x H)	5.88 x 1.71 in (149.5 x 43.5 mm)
	Disc Diameter	12 cm, 8 cm
	Disc Thickness	1.2 mm
	Track Pitch	1.6 μ m (CD), 0.74 μ m (DVD)
	Disc Center Hole Diameter	15 mm

Technical Specifications - Optical Storage

Disc Formats	DVD-ROM (single and dual layer); DVD-video; DVD-R version 1.0 and 2.0; DVD-RW version 1.0 and 1.1; DVD-R multi-border; DVD+RW; DVD+R; CD-ROM Mode 1 and 2; CD-DA; CD-ROM XA Mode 2, Form 1 and 2; CD-extra; CD-text; CD-I Mode 2, Form 1 and 2; CD-I ready; video CD, CD-bridge; PhotoCD (single and multi-session); CD-R; CD-RW	
Disc Capacity	DVD-ROM	4.7 GB (DVD-5), 8.54 GB (DVD-9), 9.4 GB (DVD-10), 3.95 GB (DVD-R version 1.0), 4.7 GB (DVD-R version 2.0), 4.7 GB (DVD-RW version 1.0 and 1.1), 4.7 GB (DVD+RW), 4.7 GB (DVD+R)
	CD-ROM	540 MB (Mode 1, 12 cm), 640 MB (Mode 2, 12 cm), 700 MB (80 minimum CD-R and CD-RW), 180 MB (8 cm)
Block Size (bytes)	DVD-ROM – 2048; CD-ROM Mode 0 – 2352; CD-ROM Mode 1 – 2352, 2340, 2336, 2048; CD-ROM Mode 2 – 2352, 2340, 2336, 2048	
Access Times (typical reads, including settling)	DVD-ROM Single Layer	< 120 ms
	CD-ROM Mode 1	< 90 ms
	Full Stroke DVD	< 240 ms (seek)
	Full Stroke CD	< 160 ms (seek)
Data Transfer Rates	2600 – 6000 KB/s (40X CAV CD-ROM mode) 8100 – 21,600 KB/s (16X CAV DVD-ROM mode)	
Data Transfer Modes	PIO Mode 4 (16.6 MB/s); Multi-word DMA mode 2 (16.6 MB/s); UltraDMA Mode 3 (44.4 MB/s)	
Power	Source	Four-pin, DC power receptacle
	DC Power Requirement	5 VDC \pm 5% – 100 mV ripple p-p 12 VDC \pm 5% – 200 mV ripple p-p
	DC Current	5 VDC – <800 mA typical, < 1000 mA maximum 12 VDC – < 870 mA typical
Audio Output Level	0.7 Vrms (typical)	
Configuration Jumper Block	Master, slave, and cable select modes	
Data Interface Connector	40-pin, shrouded and keyed, flat ribbon	
Environmental (all conditions, non-condensing)	Temperature (operating)	41° to 122° F (5° to 50° C)
	Relative Humidity (operating)	10% to 85%
	Maximum Wet Bulb Temperature (operating)	86° F (30° C)
Certifications, Approvals	MMC II support, multi-read certification, Microsoft WHQL certification, ACA AS/NZS 3548 class B, CNS 13438, C.I.S.P.R. Pub 22, TUV or VDE EN60950, EN 55022, EN55024, SEMKO, NEMKO, DEMKO, FIMKO, EN 60825-1, UL 60950, and CSA C22.2 60950-2000.	
Operating Systems Supported	Microsoft Windows NT, Microsoft Windows 2000, and Microsoft Windows XP.	

Technical Specifications - Optical Storage

MultiBay and Slimline 24X CD-ROM Drive	MultiBay Drive	Dimensions (H x W x D)	0.5 x 5.2 x 5.0 in (1.3 x 13.3 x 12.6 cm)
		Weight	0.47 lb (215.0 g)
	Applicable Disk	CD-ROM (Modes 1, 2 and 3), CD-XA ready (Modes 2, Form 1 and 2), CD-I ready (Mode 2, Forms 1 and 2), CD-R (read only), CD Plus, Photo CD (Single and Multi-session), CD-Extra, Video CD, CD-WO (fixed packets only), CD-Bridge	
	Center Hole Diameter	0.6 in (15 mm)	
	Disk Diameter	4.7 in (12 cm), 3.2 in (8 cm)	
	Disk Thickness	0.05 in (1.2 mm)	
	Track Pitch	1.6 μ m	
	Access Times (typical reads, including settling)	Random	< 150 ms
		Full-Stroke	< 300 ms
	Audio Output Level	Line-out	0.7 V _{rm}
	Cache Buffer	128 KB	
	Data Transfer Rate (typical, including settling)	Sustained (16X)	2400 Kbps (sustained)
		Variable	1500 to 3600 Kbps (10X to 24X)
		Normal PIO Mode 4 (single burst)	16.7 Mbps
Start-up Time	< 8 seconds		
Stop Time	< 4 seconds		

48X/32X/48X CD-RW Drive	Orientation	Either horizontal or vertical	
	Disc Loading Mechanism	Half-height, tray load	
	Interface Type	ATAPI IDE	
	Dimensions-external (W x H x D)	7.99 x 5.88 x 1.71 in (203 x 149.5 x 43.5 mm)	
	Weight	2.6 lb (1.2 kg)	
	Disc Diameter	12 cm, 8 cm	
	Disc Thickness	1.2 mm	
	Track Pitch	1.6 μ m	
	Disc Center Hole Diameter	15 mm	
	Reference Scanning Velocity	1.2 m/s	
	Recording/Playing Time	80 minutes with CD-R media	

Technical Specifications - Optical Storage

Read Only Disc Parameters	Formats and Modes Supported	CD-ROM – Mode 1; CD-ROM XA – Mode 2 (forms 1 and 2); CD digital audio; CD Extra; CD-I – Mode 2 (forms 1 and 2) and CD-I – Ready; Photo CD (single and multi-session); video CD	
	Capacity	185 MB (Mode 2, 8cm); 540 MB (Mode 1, 12 cm); 650 MB (Mode 2, 12 cm); 700 MB (Mode 2, 12 cm)	
	Block Size	Mode 1 – 2,048 and 2,352 bytes; mode 2, form 1 – 2,048; 2,328; 2,336; 2,340 and 2,352 bytes; mode 2, form 2-2,328; 2,336; 2,340 and 2,352 bytes; CD-DA-2,352 and 2,368 bytes	
Writeable Disc Parameters	Disc Type	CD-R and CD-RW	
	Write Methods	Disc at Once, Track at Once, Session at Once, Variable Packet, Fixed Packet	
	Format and Modes Supported	CD-ROM (mode 1); CD-ROM XA (mode 2, forms 1 and 2); CD digital audio, CD-I (mode 2, forms 1 and 2); video CD	
	Capacity	185 MB (Mode 2, 8cm); 540 MB (Mode 1, 12 cm); 650 MB (Mode 2, 12 cm); 700 MB (Mode 2, 12 cm)	
	Block Size	Mode 1-2,048 bytes; mode 2, form 1-2,048 and 2,352 bytes; mode 2, form 2-2,352 bytes; CD-DA-2,352 bytes	
Access Times (typical)	Random	< 120 ms	
	Full Stroke	< 200 ms	
Maximum Data Transfer Rates	CD-RW write	4800 KB/s (32X) Max	
	CD-ROM, CD-R read	7200 KB/s (48X) Max	
	CD-RW read	7200 KB/s (32X) Max	
	CD-R write	7200 KB/s (48X) Max	
Data Transfer Modes	ATA PIO mode 4 (16.7MB/s); ATA multi-word DMA mode 2 (16.7 MB/s); ATA UltraDMA mode 0 (16.7 MB/s); ATA UltraDMA mode 1 (24 MB/s); ATA UltraDMA mode 2 (33 MB/s) - default.		
Start-up Time (single)	< 7 seconds typical		
Start-up Time (multi-session)	< 30 seconds typical		
Stop Time	< 4 seconds		
Power	Source	Four-pin, DC power receptacle	
	DC power requirement	5 VDC 5%-100 mV ripple p-p 12 VDC 5%-200 mV ripple p-p	
	DC current	5 VCD	< 1A (typical) < 1600 mA (maximum)
		12 VCD	< 600 mA (typical) < 1.4A (maximum)
		Total Drive Power (Standby mode)	< 2.5 watt
	Audio Output Level	0.7 Vrms	

Technical Specifications - Optical Storage

Configuration Jumper Block	Master, slave and cable select modes	
Data Interface Connector	50-pin IDE interface	
Environmental (all conditions, non-condensing)	Temperature (operating)	Operating 41° to 122° F (5° to 50° C)
	Relative Humidity (operating)	10% to 90%
	Maximum Wet Bulb Temperature (operating)	84° F (29° C)
Certifications, Requirements	ACA AS/NZS 3548, ANSI C63.4-1992, CB Test Certificate for IEC 950, CE Mark, CFR 47 part 15, CNS 13438, CSA C22.2 No. 60950, DHHS/FDA - 1040, EN60825, EN55022:1998, EN55024, EN60 950:2000, ICES-003 class B, IEC 61000 4-2 - 4-11, Nordic EN60 950, TUV or VDE EN60 950, UL 60950, C.I.S.P.R. Publication 22 Class B, BSMI, Microsoft P2001, Microsoft Logo for Windows 98, 2000 and XP	
Operating Systems Supported	Microsoft Windows 2000, Microsoft Windows XP Professional, Microsoft Windows XP Home	

48X/24X/48XCD-RW Drive

Orientation	Either horizontal or vertical	
Disc Loading Mechanism	Half-height, tray load	
Interface Type	ATAPI IDE	
Dimensions—external (W x H x D)	7.99 x 5.88 x 1.71 in (203 x 149.5 x 43.5 mm)	
Weight	2.6 lb (1.2 kg)	
Disc Diameter	12 cm, 8 cm	
Disc Thickness	1.2 mm	
Track Pitch	1.6 m m	
Disc Center Hole Diameter	15 mm	
Reference Scanning Velocity	1.2 m/s	
Recording/Playing Time	80 minutes with CD-R media	
Read Only Disc Parameters Supported	Formats and Modes Supported	CD-ROM—Mode 1; CD-ROM XA—Mode 2 (forms 1 and 2); CD digital audio; CD Extra; CD-I—Mode 2 (forms 1 and 2) and CD-I-Ready; Photo CD (single and multi-session); video CD
	Capacity	185 MB (Mode 2, 8cm); 540 MB (Mode 1, 12 cm); 650 MB (Mode 2, 12 cm); 700 MB (Mode 2, 12 cm)
	Block Size	Mode 1—2,048 and 2,352 bytes; mode 2, form 1—2,048; 2,328; 2,336; 2,340 and 2,352 bytes; mode 2, form 2—2,328; 2,336; 2,340 and 2,352 bytes; CD-DA—2,352 and 2,368 bytes

Technical Specifications - Optical Storage

Writeable Disc Parameters	Disc Type	CD-R and CD-RW
	Write Methods	Disc at Once, Track at Once, Session at Once, Variable Packet, Fixed Packet
	Format and Modes Supported	CD-ROM (mode 1); CD-ROM XA (mode 2, forms 1 and 2); CD digital audio, CD-I (mode 2, forms 1 and 2); video CD
	Capacity	185 MB (Mode 2, 8cm); 540 MB (Mode 1, 12 cm); 650 MB (Mode 2, 12 cm); 700 MB (Mode 2, 12 cm)
Access Times (typical)	Block Size	Mode 1—2,048 bytes; mode 2, form 1—2,048 and 2,352 bytes; mode 2, form 2—2,352 bytes; CD-DA—2,352 bytes
	Random	< 120 ms
	Full Stroke	< 200 ms
Data Transfer Rates	Sustained	CD-R write—1,800 KB/s (12X) CD-R write—2400 KB/s (16X) CD-RW write (1-4X media) —600 KB/s (4X) CD-RW write (4-10X media) —1,500 KB/s (10X) CD-RW write (4-12X media) —1,800 KB/s (12X)
	Variable	CD-RW write—2,400 to 3,600 KB/s (16X to 24X) CD-RW write—2,400 to 4,800 KB/s (16X to 32X) CD-RW write—2,400 to 6,000 KB/s (16X to 40X) CD-RW write—2,400 to 7,200 KB/s (16X to 48X) CD-ROM, CD-R read—1,500 to 7,200 KB/s (10X to 48X) CD-RW read—1800 to 4800 KB/s (12X - 32X CAV) Digital audio extraction — 1800 to 4800 KB/s (12X - 32X CAV)
Data Transfer Modes	ATA PIO mode 4 (16.7MB/s); ATA multi-word DMA mode 2 (16.7 MB/s); ATA UltraDMA mode 0 (16.7 MB/s); ATA UltraDMA mode 1 (24 MB/s); ATA UltraDMA mode 2 (33 MB/s) – default.	
Cache Buffer	2 MB (minimum)	
Start-up Time (single)	< 7 seconds typical	
Start-up Time (multi-session)	< 30 seconds typical	
Stop Time	< 4 seconds	

Technical Specifications - Optical Storage

Power	Source	Four-pin, DC power receptacle
	DC power requirement	5 VDC \pm 5%—100 mV ripple p-p 12 VDC \pm 5%—200 mV ripple p-p
	DC current	5 VCD < 1A (typical) < 1600 mA (maximum) 12 VCD < 600 mA (typical) < 1.4A (maximum)
		Total Drive Power (Standby mode) < 2.5 watt
Audio Output Level	0.7 Vrms	
Configuration Jumper Block	Master, slave and cable select modes	
Data Interface Connector	50-pin IDE interface	
Environmental (all conditions, non-condensing)	Temperature (operating)	41° to 122° F (5° to 50° C)
	Relative Humidity (operating)	10% to 90%
	Maximum Wet Bulb Temperature (operating)	84° F (29° C)
Certifications, Requirements	ACA AS/NZS 3548, ANSI C63.4-1992, CB Test Certificate for IEC 950, CE Mark, CFR 47 part 15, CNS 13438, CSA C22.2 No. 60950, DHHS/FDA - 1040, EN60825, EN55022:1998, EN55024, EN60 950:2000, ICES-003 class B, IEC 61000 4-2 – 4-11, Nordic EN60 950, TUV or VDE EN60 950, UL 60950, C.I.S.P.R. Publication 22 Class B, BSMI, Microsoft P2001, Microsoft Logo for Windows XP, 2000, NT4, ME, 98	
Operating Systems Supported	Microsoft® Windows® XP, Microsoft Windows 2000, Microsoft Windows NT® 4.0	
Option Kit Contents	CD-RW drive, CD-R media, High-Speed CD-RW media, Roxio™ Easy CD Creator, Dantz Retrospect Express Backup for CD-RW, audio cable and installation guide.	

48X Combo CD-RW/DVD-ROM

Disc Loading Mechanism	5.25-inch, half-height, tray-load
Color	Carbonite
Orientation	Either horizontal or vertical
Interface Type	ATAPI
Dimensions (W x H x D)	5.77 x 1.71 x 7.36 in (146.5 x 43.5 x 187 mm) (external, excluding bezel)
Disc Diameter	12 cm, 8 cm
Disc Thickness	0.05 in (1.2 mm)
Track Pitch	1.6 μ m (CD), 0.74 μ m (DVD)
Disc Center Hole Diameter	0.6 in (15 mm)
Reference Scanning Velocity	1.2 m/s (CD); 3.49 m/s (DVD SL); 3.84 m/s (DVD DL)

Technical Specifications - Optical Storage

Read Only Disc Parameters	Formats and Modes Supported	CD-ROM—Mode 1; CD-ROM XA—Mode 2 (forms 1 and 2); CD-Bridge; CD digital audio; CD Extra; CD-I—Mode 2 (forms 1 and 2) and CD-I-Ready; Photo CD (single and multi-session); video CD; DVD (single- and double-layer); DVD-R; DVD-RW; DVD-RW Multi-Border; DVD+R; DVD+R Multi-Session, and DVD+RW
	Capacity	180 MB (mode 2, 8 cm); 540 MB (mode 1, 12 cm); 650 MB (mode 2, 12 cm); 700 MB (Mode 2, 12 cm); 4.7 GB (DVD-5); 8.54 GB (DVD-9); 9.4 GB (DVD-10)
	Block Size	Mode 1—2,048 and 2,352 bytes; mode 2, form 1—2,048; 2,328; 2,336; 2,340 and 2,352 bytes; mode 2, form 2—2,328; 2,336; 2,340 and 2,352 bytes; CD-DA—2,352 bytes; DVD—2,048 bytes
Writeable Disc Parameters	Disc Type	CD-R and CD-RW
	Write Methods	Disc at Once, Track at Once, Session at Once, Variable Packet, Fixed Packet
	Format and Modes Supported	CD-ROM (mode 1); CD-ROM XA (mode 2, forms 1 and 2); CD digital audio, CD-I (mode 2, forms 1 and 2); video CD; CD-Bridge; Video CD
	Capacity	180 MB (mode 2, 8 cm); 540 MB (mode 1, 12 cm); 650 MB (mode 2, 12 cm); 700 MB (mode 2, 12 cm)
	Block Size	CD-DA—2,352 bytes; mode 0— 2,336 and 2,352 bytes; mode 1—2,048 and 2,352 bytes; mode 2—2,336 and 2,352; mode 2, form 1—2,048 and 2,352 bytes; mode 2, form 2—2,324 and 2,352 bytes
Access Times (typical reads, including settling)	Random DVD	< 140 ms (typical)
	Random CD	< 125 ms, (typical)
	Full Stroke DVD	< 250 ms (seek)
	Full Stroke CD	< 210 ms (seek)

Technical Specifications - Optical Storage

Data Transfer Rates	Sustained — CD-R write	600 KB/s (4X), 1800 KB/s (12X)	
	Sustained — CD-RW write	600 KB/s (4X, 1-4X media), 1500 KB/s (10X, 4-10X media)	
	Variable — CD-R write	2400 KB/s (16X), 3600 KB/s (24X), 4800 KB/s (48X)	
	Variable — CD-ROM, CD-R Read	1500 – 6000 KB/s (10X to 40X)	
	Variable — DVD ROM	8112 - 21,632 KB/s (6X - 16X)	
	Variable — DVD Video	1352 – 3268 KB/s (2.4X)	
	Variable — DVD-R, DVD-RW	1352 – 3268 KB/s (2.4X)	
	Variable — DVD+R, DVD-RW	1352 – 3268 KB/s (2.4X)	
	Variable — DVD+R, DVD-RW	1352 – 3268 KB/s (2.4X)	
	Variable — CD-RW read	1800 to 4800 KB/s (12X - 32X CAV)	
	Variable — Digital Audio Extraction	1800 to 4800 KB/s (12X - 32X CAV)	
	Data Transfer Modes	ATA PIO mode 4 (16.7 MB/s); ATA Multi-word DMA mode 2 (16.7 MB/s); ATA UltraDMA mode 0 (16.7 MB/s); ATA UltraDMA mode 1 (24 MB/s), mode 2 (33 MB/s); ATA UltraDMA Mode 3 44 Mbytes/s (default)	
		Cache Buffer	2 MB (minimum)
Startup Time (single)		< 7 seconds (typical)	
Startup Time (multi-session)		< 30 seconds (typical)	
Stop Time		< 4 seconds	
Power	Source	Four-pin, DC power receptacle	
	DC Power Requirement	5 VDC \pm 5%—100 mV ripple p-p 12 VDC \pm 5%—200 mV ripple p-p	
	DC Current	5 VDC (< 1000 mA typical, < 1600 mA maximum)	
		12 VDC (< 600 mA typical, < 1400 mA maximum)	
	Total Drive Power (standby mode)	< 2.5 Watt	
Audio Output Level	0.7 Vrms (typical)		
Configuration Jumper Block	Master, slave, and cable select modes		
Data Interface Connector	40-pin, shrouded and keyed, flat ribbon		
Environmental (all conditions, non-condensing)	Temperature (operating)	41° to 122° F (5° to 50° C)	
	Relative humidity (operating)	10% to 90%	
	Maximum wet bulb temperature (operating)	86° F (30° C)	

Technical Specifications - Optical Storage

Certifications, Requirements	MPC-3 compliant, multi-read requirements, ACA AS/NZS 3548, ANSI C63.4-1992, ATAPI Spec SFF-8020, ATA Spec X3T9.2, CB Bulletin No. 92A, CSA C22.2 No. 950-1995, C.I.S.P.R. Pub 22, EMKO-TSE 207/94, TUV or VDE EN60 950, EN60825-1, Microsoft PC2001 certification, Microsoft Logo for Windows XP, 2000, and NT4
Operating Systems Supported	Microsoft Windows NT 4.0, Microsoft Windows 2000, and Microsoft Windows XP. NOTE: MPEG video playback is not supported on Microsoft Windows NT.
Option Kit Contents	48X Combo CD-RW/DVD-ROM Drive, Roxio™ Easy CD Creator, Dantz Retrospect Express, InterVideo™ WinDVD™ MPEG Movie Playback software, CD-R media, high-speed CD-RW media, audio cable, and installation guide.

Technical Specifications - Removable Storage

1.44-MB Diskette Drive	Diskette Size	3.5 in (8.89 cm)	
	LED Indicators (front panel)	Green	
	Read/Write Capacity per diskette (high/low density)	1.44 MB/720 KB	
	Drive Supported	One	
	Drive Height	One-third	
	Drive Rotation	300 rpm	
	Transfer Rate (high/low)	500/250 Kb/s	
	Bytes/Sector	512	
	Sectors/Track (high/low)	18/9	
	Tracks/Side (high/low)	80/80	
	Access Times	Track-to-Track (high/low)	3/6 ms
		Average (high/low)	169/94 ms
		Settling Time	15 ms
Latency Average		100 ms	

© Copyright 2005 Hewlett-Packard Development Company, L.P.
The information contained herein is subject to change without notice.

Intel, the Intel Inside Logo, and Pentium are registered trademarks of Intel Corporation.
Microsoft, MS, Windows and Windows NT are registered trademarks of the Microsoft Corporation in the U.S. and other countries.

The only warranties for HP products and services are set forth in the express warranty statements accompanying such products and services. Nothing herein should be construed as constituting an additional warranty. HP shall not be liable for technical or editorial errors or omissions contained herein.