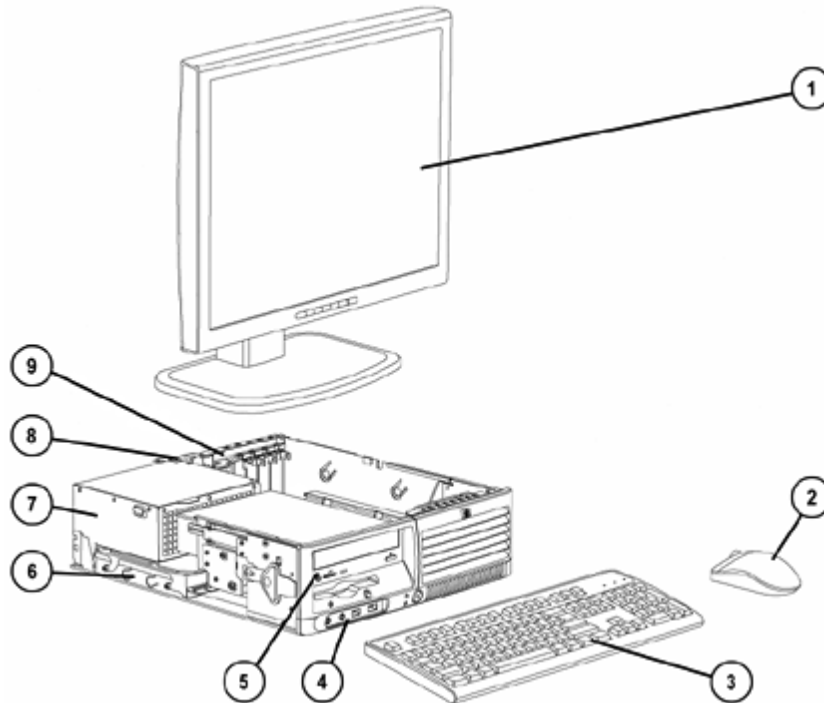


Overview

HP recommends
Windows Vista™ Business

Small Form Factor



1. Monitor (sold separately)

2. 2-Button Scroll Mouse (PS/2)

3. Standard Keyboard (PS/2)

4. Front I/O: 2 USB 2.0, headphone and microphone

5. 1 5.25" bay and 1 3.25" external bay for optional diskette drive, 16-in-1 Media Card Reader, or other device

6. 1 3.5" internal bay

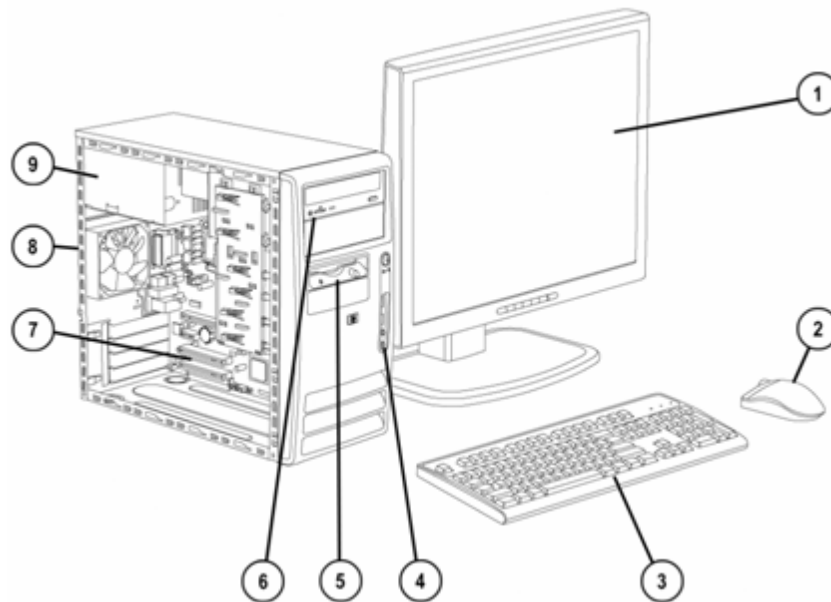
7. 240-watt power supply

8. Rear I/O: 6 USB 2.0, 1 standard serial port, 1 optional serial port, 1 parallel port, 2 PS/2, 1 RJ-45, 1 VGA, audio in/out

9. 2 low profile PCI slots, 1 low profile PCI Express x1 slot

Overview

Microtower



- | | |
|---|--|
| 1. Monitor (sold separately) | 6. 2 – 5.25" external bays, and 2 internal 3.5" bays |
| 2. 2-Button Scroll Mouse | 7. 2 full-height PCI slots, 1 full height PCI Express x1 slot |
| 3. Standard Keyboard | 8. 6 USB 2.0, 1 standard serial port, 1 parallel port, 2 PS/2,
1 RJ-45, 1 VGA, audio in/out |
| 4. Front I/O: 2 USB 2.0, headphone and microphone | 9. 300-watt power supply |
| 5. 2 – 3.5" external bays for optional diskette drive, 16-in-1
Media Card Reader, or other 3.5" device | |

At A Glance

- Intel® Pentium® 4 Processor with HT Technology¹ and Celeron^{1™} D processors
- Operating Systems:
 - Genuine Windows XP Professional
 - Genuine Windows XP Home
 - SuSE Linux Personal 9.2 OEM (delivered on CDs with system, not pre-installed) - WW except Asia
 - Turbolinux 10D (delivered on CDs with system, not pre-installed)- China only
 - FreeDOS
- Intel 915GV Express chipset with Integrated Intel Graphics Media Accelerator 900
- DDR2 Synch DRAM PC2-3200 (DDR2-400) Memory
- Integrated Broadcom BCM5751 NetXtreme Gigabit Ethernet
- Dual Channel Memory with 4 available color coded DIMM slots
- Pre-loaded manageability tools
- Serial ATA Hard Drives
- SoundMax Digital AC97 Integrated Audio with internal speaker
- Color coded cables for ease of use
- Basic serviceability with tool-less covers and drives
- In compliance with the Restrictions of Hazardous Substances (RoHS) directive – 2002/95/EC
- In compliance with the IEEE 1680 (EPEAT) standard at the SILVER level, see <http://www.epeat.net>
- Energy Star compliance with energy-saving features
- Protected by HP Services, including a 3-3-3, standard warranty. Terms and conditions vary by country. Certain restrictions and exclusions apply.

Overview

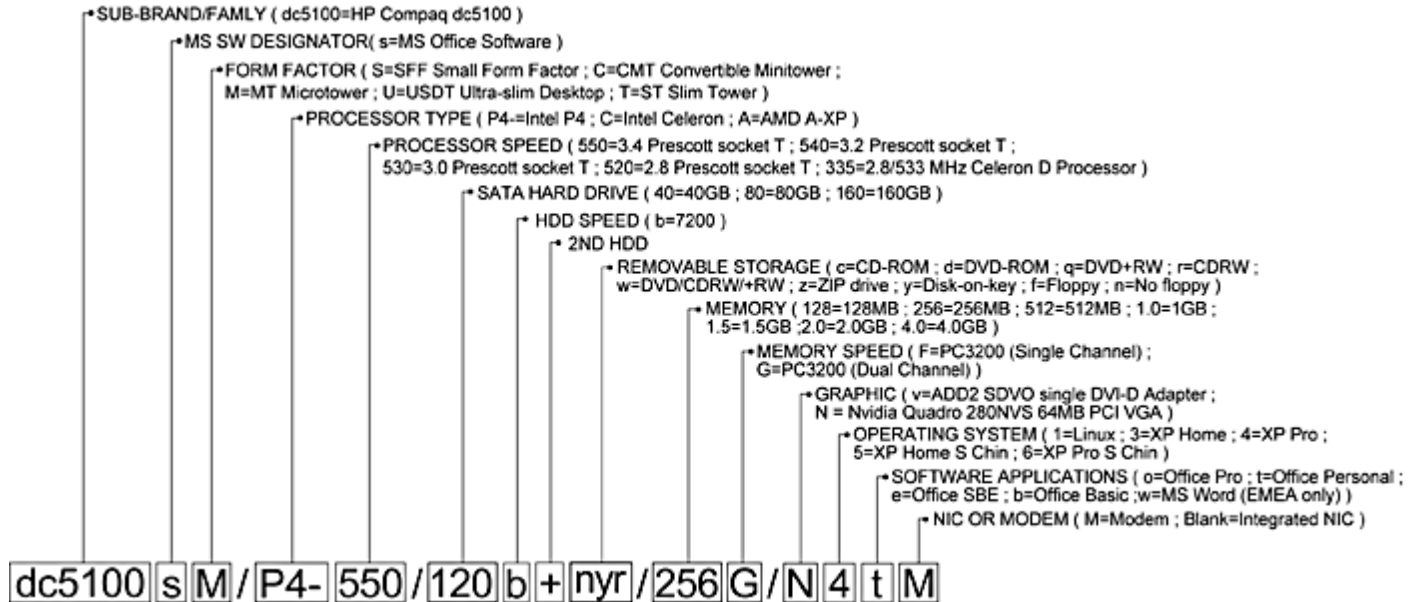
¹The Hyper-Threading feature is a new technology designed to improve performance of multi-threaded software products; please contact your software provider to determine software compatibility. Not all customers or software applications will benefit from the use of Hyper-Threading technology. Visit <http://www.intel.com/info/hyperthreading/> for more information.

Standard Features - Select Models (localized by Regions)

Model Key and Example

NOTE: This diagram is an example that illustrates how to read the model number.

It is not intended to give every available configuration choice specified in the body of this document and may include references to modules that are out of date and no longer available.



Standard Features - Custom Components

		SFF	MT
Processor and Speed*	Intel Celeron D Processors		
	– One of the following		
	Intel Celeron D 331 Processor (2.66-GHz, 256K L2 cache, 533-MHz FSB)	X	X
	Intel Celeron D 336 Processor (2.80-GHz, 256K L2 cache, 533-MHz FSB)	X	X
	Intel Celeron D 341 Processor (2.93-GHz, 256K L2 cache, 533-MHz FSB)	X	X
	Intel Celeron D 346 Processor (3.06-GHz, 256K L2 cache, 533-MHz FSB)	X	X
	Intel Celeron D 351 Processor (3.20-GHz, 256K L2 cache, 533-MHz FSB)	X	X
	Intel Pentium 4 Processors		
	Intel Pentium 4 515 Processor (2.93-GHz, 1-MB L2 cache, 533-MHz FSB)	X	X
	Intel Pentium 4 519K Processor (3.06-GHz, 1-MB L2 cache, 533-MHz FSB)		
	Intel Pentium 4 Processors with Hyper-Thread Technology		
	Intel Pentium 4 517 Processor (2.93-GHz, 1-MB L2 cache, 533-MHz FSB)	X	X
	Intel Pentium 4 521 Processor (2.8-GHz, 1-MB L2 cache, 800-MHz FSB)	X	X
	Intel Pentium 4 524 Processor (3.06-GHz, 1-MB L2 cache, 533-MHz FSB)	X	X
	Intel Pentium 4 531 Processor (3.0-GHz, 1-MB L2 cache, 800-MHz FSB)	X	X
	Intel Pentium 4 541 Processor (3.2-GHz, 1-MB L2 cache, 800-MHz FSB)	X	X
	Intel Pentium 4 620 Processor (2.8-GHz, 2-MB L2 cache, 800-MHz FSB)	X	X
	Intel Pentium 4 630 Processor (3.0-GHz, 2-MB L2 cache, 800-MHz FSB)	X	X
	Intel Pentium 4 631 Processor (3.0-GHz, 2-MB L2 cache, 800-MHz FSB)	X	X
	Intel Pentium 4 640 Processor (3.2-GHz, 2-MB L2 cache, 800-MHz FSB)	X	X
	Intel Pentium 4 641 Processor (3.2-GHz, 2-MB L2 cache, 800-MHz FSB)	X	X
	Intel Pentium 4 650 Processor (3.4-GHz, 2-MB L2 cache, 800-MHz FSB)	X	X
	Intel Pentium 4 651 Processor (3.4-GHz, 2-MB L2 cache, 800-MHz FSB)	X	X
	Intel Pentium 4 661 Processor (3.6-GHz, 2-MB L2 cache, 800-MHz FSB)	X	X

***NOTE:** Intel processor numbers are not a measure of performance. Processor numbers differentiate features within each processor family, not across different processor families. Not all processors are available in all regions or on all models.

Standard Features - Custom Components

Operating System – One of the following	Genuine Windows XP Professional with service SP2	X	X
	Genuine Windows XP Home with service SP2	X	X
	SuSE Linux Personal 9.2 OEM (delivered on CDs with system, not pre-installed) – WW except Asia	X	X
	Turbolinux 10D (delivered on CDs with system, not pre-installed) – China only	X	X
	FreeDOS	X	X

Limited Software Driver Support	Windows 2000 with service pack 4	–	–
--	----------------------------------	---	---

Hard Disk Drive – One of the following	Serial ATA SMART III Hard Drives		
	40-GB Serial ATA 1.5-Gb/s Hard Drive (7200 rpm)	X	X
	80-GB Serial ATA 1.5-Gb/s Hard Drive (7200 rpm)	X	X
	160-GB Serial ATA 1.5-Gb/s Hard Drive (7200 rpm)	X	X
	250-GB Serial ATA 1.5-Gb/s Hard Drive (7200 rpm)	X	X
	2nd hard drive, 40-GB Serial ATA 1.5-Gb/s Hard Drive (7200 rpm)	X	X
	2nd hard drive, 80-GB Serial ATA 1.5-Gb/s Hard Drive (7200 rpm)	X	X
	2nd hard drive, 160-GB Serial ATA 1.5-Gb/s Hard Drive (7200 rpm)	X	X
2nd hard drive, 250-GB Serial ATA 1.5-Gb/s Hard Drive (7200 rpm)	X	X	

Memory – One of the following, available in both PC2-3200 (400 MHz) and PC2-4200 (533 MHz)	256-MB DDR2 Synch DRAM Non ECC (1 x 256)	X	X
	512-MB DDR2 Synch DRAM Non ECC (1 x 512)	X	X
	512-MB DDR2 Synch DRAM Non ECC (2 x 256)	X	X
	1-GB DDR2 Synch DRAM Non ECC (1x 1GB)	X	X
	1-GB DDR2 Synch DRAM Non ECC (2 x 512)	X	X
	1-GB DDR2 Synch DRAM Non ECC (4 x 256)	X	X
	2-GB DDR2 Synch DRAM Non ECC (4 x 512)	X	X
	2-GB DDR2 Synch DRAM Non ECC (2x 1GB)	X	X
	4-GB DDR2 Synch DRAM Non ECC (4x 1GB)	X	X

Standard Features - Custom Components

Storage	Diskette and Zip Drives		
	Optional 1.44-MB Floppy Diskette Drive	X	X
	Zip 250 for 3.5" drive bay	X	X
	Zip 250 for 5.25" drive bay		X
	Media Reader		
	HP 16-in-1 Media Reader (PCI card supplies internal USB connection)	X	X
	Optical Drives		
	48X CD-ROM Drive	X	X
	52X CD-ROM Drive (APJ Only)	X	X
	16X/40X DVD-ROM	X	X
	48X/32X/48X CD-RW Drive	X	X
	48X/32X Combo CD-RW/DVD-ROM Drive	X	X
16X DVD+/-RW Drive (LightScribe/Double Layer/Dual Format)*	X	X	
* The Lightscribe feature is available on Windows only.			
Keyboard – One of the following	HP PS/2 Standard Keyboard	X	X
	HP USB Standard Keyboard	X	X
	HP USB Smartcard Keyboard	X	X
	HP USB BG1650 Keyboard	X	X
Mouse – One of the following	PS/2 2-Button Scroll Mouse	X	X
	HP PS/2 2-Button Optical Scroll Mouse	X	X
	USB 2-Button Optical Mouse	X	X
	USB 2-Button Scroll Mouse	X	X
Modem	2006 Agere PCI 56K International SoftModem (full height)*	–	X
	2006 Agere PCI 56K International SoftModem (low profile)*	X	–
*Windows only			
Audio	Integrated ADI 1981B AC97 Audio with Internal Speaker	X	X
NIC	Integrated Broadcom BCM5751 NetXtreme Gigabit Ethernet	X	X
	Intel PRO/1000 GT Gigabit PCI Adapter (full height bracket)*	–	X
	Intel PRO/1000 GT Gigabit PCI Adapter (low profile bracket)*	X	–
*Windows only			

Standard Features - Custom Components

Accessories	Second Serial Port Adapter full height	–	X
	Second Serial Port Adapter low profile	X	X
	HP FireWire / IEEE 1394 PCI Card full height*	–	X
	HP FireWire / IEEE 1394 PCI Card low profile*	X	–
	Tower Stand	X	–
<i>*Windows only</i>			

Graphics – One of the following	NVIDIA Quadro NVS 55 64MB PCI low profile DVI w/TV-Out	X	X
	NVIDIA Quadro NVS 280 64MB PCI full height dual head (DMS59 with VGA Y-Cable)*	–	X
	NVIDIA Quadro NVS 280 64MB PCI low profile dual head (DMS59 with VGA Y-Cable)*	X	–

NOTE: Two NVS 280 graphics cards can be installed to provide support for four monitors.

Preloaded Software	Altiris Local Recovery back up software preloaded	X	X
---------------------------	---	---	---

Provided on CD (not preinstalled)	SuSE Linux Personal 9.2 OEM – WW except Asia		–
	Turbolinux 10D – China only	X	X

Preinstalled Software	Norton AntiVirus 2005 with 60 day Live Update Subscription	X	X
	Microsoft Office 2003 Professional	X	X
	Microsoft Office 2003 Small Business Edition	X	X
	Microsoft Office 2003 Personal	X	X
	Microsoft Office 2003 Basic	X	X
	Microsoft Works 7.0 (only available in North America and in English)	X	X
	Google Toolbar	X	X
	Intervideo WinDVD	X	X
	PDF Complete (only available in North America and in English)	X	X
	For information about Intelligent Manageability visit: http://www.hp.com/go/EasyDeploy .	X	X

NOTE: Office XP Small Business and Office Professional not available in all countries.

NOTE: Norton AntiVirus includes FREE 60 day live update subscription.

Drop-in-box Software (shipped when DVD player is selected)	Intervideo WinDVD Creator	X	X
	Roxio Easy CD & DVD Creator	X	X
	Dantz Retrospect Backup Express (used with DVD)	X	X

Web deliverable Software	HP Client Management Solutions (visit http://www.hp.com/go/easydeploy)	X	X
	HP Insight Diagnostics	X	X

Standard Features

	Small Form Factor	Microtower
Processor	Intel Pentium 4 and Intel Celeron processors	
Operating System (choice)		
Genuine Windows XP Professional SP2	X	X
Genuine Windows XP Home SP2	X	X
CPU Bus Speed Supported	800-MHz or 533-MHz FSB, depending on processor	
Standard L2 Cache	256 or 1024 KB	
Chipset	Intel 915GV	
Memory Expansion Slots	4 DIMMs	
Memory Type Supported	Non-ECC DDR2 Synch DRAM (ECC not supported by Chipset)	
Memory Speed Supported	DDR2 Synch DRAM PC2-3200 (400 MHz) and PC2-4200 (533 MHz) non-ECC	
Maximum Memory	4-GB NOTE: With the 915GV chipset, some addressable memory gets reserved for the system components and for devices that are added to the system. This will reduce the total addressable memory available for applications to less than 4 GB, depending on the number and type of devices that are added.	
Network controller	Integrated Broadcom BCM5751 NetXtreme Gigabit Ethernet	
Graphics	Intel Graphics Media Accelerator 900	
Audio	Integrated ADI 1981B Digital Audio with SPDif 6-channel pass-through, Stereo Microphone, Active Noise Cancellation and Yamaha XG Lite Softsynth support	
Expandability		
PCI slots	2 low-profile	2 full length, full height
PCI Express x1	1 low profile (2.5"), length (6.6")	1 full-height (4.2"), length (13.4")
AGP slot	none	
Bays	Total Bays = 3	Total Bays = 6
External Bays	(1) full-length 5.25" (1) full-length 3.5"	(2) full-length 5.25" (2) full-length 3.5"
Internal Bays	(1) internal hard drive bay (2nd HDD bay via external 3.5" bay)	(2) 3.5 inch hard drive bays
Wireless Support	PCI card or external USB (optional)	
IDE	1 IDE connector for opticals	
Serial-ATA	2 serial-ATA connectors for SATA hard drives	
Ports		
USB 2.0	8 (2 front, 6 rear)	
Serial	1 standard, 1 optional	
Parallel	1	
PS/2	1 keyboard, 1 mouse	
Video	VGA connector	
DVI output	PCI graphics card	
Support for Multi-Monitor	PCI graphics card	
Audio	Front – mic and headphone Rear – line in, line out, mic input	
NIC	Integrated Broadcom BCM5751 NetXtreme Gigabit Ethernet	
Dimensions		
Chassis Dimensions (H x W x D) cm	33.78 x 10.03 x 37.85	36.6 x 17.5 x 42

Standard Features

Chassis Dimensions (H x W x D) Inches	3.95 x 13.3 x 14.9	14.4 x 6.88 x 16.55
System Weight	20.0 lb (9.07 kg)	24.0 lb (10.89 kg)
System Volume	782.7 sq. in (12.8 liters)	1640 sq. in (27.0 liters)
Shipping Weight	30 lb (13.61 kg)	34 lb (15.42 kg)
Weight Supported	75 lb (34.02 kg)	NA
Shipping Box Size	20.00 x 18.75 x 12.63 in (50.8 x 47.63 x 32.08 cm)	22.25 x 19.63 x 15.13 in (56.52 x 49.86 x 38.43 cm)
Power Supply	240-watt active PFC	300-watt passive PFC (user selectable 115V / 230V)
Hard Drive Interfaces Supported	2 Serial ATA interfaces	2 Serial ATA interfaces
Hard Drive Controller (PCI) Supported	Serial ATA	Serial ATA
Optical/Removable Storage Interface Supported	1 Ultra ATA/100 interface (supporting 2 devices)	1 Ultra ATA/100 interface (supporting 2 devices)
Optical/Removable Controller (PCI) Supported	Ultra ATA/100	Ultra ATA/100
Preinstalled Software		
Computer Setup Utility	X	X
Microsoft Internet Explorer	X	X
Downloadable from Web		
Diagnostics for Windows	X	X
NOTE: Exact products and specifications shown may vary by geographic region and are subject to change.		

After-Market Options

		SFF	MT	Part Number
Communications	Wireless			
	HP BT450 USB Bluetooth Wireless Printer and PC Card*	X	X	IPQ6398A
	HP Wireless A+G PCI (North America only)*	X	X	EA118AA
	HP Wireless A+G PCI (WW except North America)*	X	X	PZ928AA
	NICs			
	Broadcom NetXtreme Gigabit Ethernet PCIe NIC	X	X	EA833AA
	Intel Pro/1000 GT Gigabit PCI NIC (full height only)*	–	X	AG393AA
	Intel Pro/1000 PT Gigabit PCIe NIC*	X	X	EH352AA
	Modem			
	2006 Agere PCI 56K International Modem*	X	X	EK694AA
	*Windows only			
Graphics	NVIDIA Quadro 280 NVS 64MB PCI dual head (DMS59 with VGA Y-Cable)	X	X	DY599A
	NVIDIA Quadro 50 NVS 64MB PCI DVI w/TV Out	X	X	PU615A
	NVIDIA Quadro 55 NVS 64MB PCI DVI w/TV Out	X	X	EK561AA
Hard Drives	Serial ATA Hard Drives			
	80-GB Serial ATA 3.0Gb/s SMART III Hard Drives (7200 rpm)	X	X	PY276AA
	160-GB Serial ATA 3.0Gb/s SMART III Hard Drives (7200 rpm)	X	X	PY277AA
Input/Output Devices	Keyboards			
	HP PS/2 Standard Keyboard	X	X	DT527A
	HP USB Standard Keyboard	X	X	DT528A
	HP USB BG1650 Keyboard	X	X	DT529A
	HP USB Smartcard Keyboard	X	X	ED707AA
	Pointing Devices			
	HP PS/2 2-Button Scroll Mouse (Carbonite)	X	X	DD440B
	HP PS/2 2-Button Optical Scroll Mouse	X	X	EY703AA
	HP USB 2-Button Scroll Mouse (Carbonite)	X	X	DD441B
	HP USB 2-Button Optical Scroll Mouse (Carbonite/Silver)	X	X	DC172B

After-Market Options

Memory (DIMMs)	Non-ECC			
	256-MB DDR2 Synch DRAM PC2-3200 (DDR400)	X	X	PR661A
	512-MB DDR2 Synch DRAM PC2-3200 (DDR400)	X	X	PR662A
	1-GB DDR2 Synch DRAM PC2-3200 (DDR400)	X	X	PR663A
	256-MB DDR2 Synch DRAM PC2-4200 (DDR533)	X	X	PV558AA
	512-MB DDR2 Synch DRAM PC2-4200 (DDR533)	X	X	PV560AA
	1-GB DDR2 Synch DRAM PC2-4200 (DDR533)	X	X	PV557AA

Monitors

CRTs

HP s7540 17" (16.0" vis) CRT Monitor	PF997AA#XXX
HP v7650 17" (16.0" vis) Flat-face CRT Monitor	PF996AA#XXX

TFTs

HP L1506 15" TFT Flat Panel Monitor – Analog only	PX848AA#XXX
HP L1706 17" TFT Flat Panel Monitor – Analog only	PX849AA#XXX
HP L1740 17" TFT Flat Panel Display – Analog/Digital	PL766AA#XXX
HP L1755 17" TFT Flat Panel Display – Analog/Digital	PL777AA#XXX
HP L1906 19" TFT Flat Panel Display – Analog only	PX850AA#XXX
HP L1940T 19" TFT Flat Panel Display – Analog/Digital	EM869AA#XXX
HP L1955 19" TFT Flat Panel Display – Analog/Digital	PD974AA#XXX
HP L2065 20" TFT Flat Panel Display – Analog/Digital	EF227A4#XXX
HP LP2465 24" TFT Widescreen Flat Panel Display – Analog/Digital	EF224A4#XXX

GSA Monitors

HP L717g 17" GSA Flat Panel Monitor	EE191AA#XXX
HP L919g 19" GSA Flat Panel Monitor	EE192AA#XXX

Options

HP Flat Panel Speaker Bar	EE418AA
HP CRT Monitor Multimedia Base	PM552AA

Multimedia				
HP Satellite Speakers	X	X	ZD929AA	
HP 16-in-1 Media Card Reader with PCI Card	X	X	EM718AA	

After-Market Options

Optical Drives	DVD-ROM Drive			
	16X/48X DVD-ROM	X	X	PR596A
	CD-ROM Drive			
	48X Max CD-ROM Drive	X	X	DC143B
	CD-RW Drive			
	48X/32X/48X CD-RW Drive	X	X	DL975B
	Combo Drive			
48X/32X Combo DVD-ROM/CD-RW Drive	X	X	DL976B	
	DVD+/-RW Drive			
	16X DVD+/-RW Drive (LightScribe/Double Layer/Dual Format)*	X	X	PR595A

* The Lightscribe feature is available on Windows only.

Removable Storage	Drive Key Options			
	256-MB HP Drive Key II (USB 2.0)	X	X	PH657A
	512-MB HP Drive Key II (USB 2.0)	X	X	ED516AA
	1-GB HP Drive Key II (USB 2.0)	X	X	AG382AA
	Diskette and Digital Drives			
	1.44-MB USB Diskette Drive – External (Carbonite)	X	X	DC141B
	1.44-MB Internal Diskette Drive	X	X	DS710B
	Zip Drives and Media			
	Zip 250 Drive (Carbonite)	X	X	DC140B
Zip 750 Drive (Carbonite)	X	X	DC518B	

Security	Security cable with Kensington lock	X	X	DC368A
	HP Business PC Security Lock Kit	X	X	EV265AA

Software	HP Client Foundation Suite	X	X	EF117AA
	Includes: HP Client Manager HP Systems Insight Manager Connector Altiris Local Recovery Pro Altiris Migration Suite			(use EF118AA for 1000+ licenses)
	HP Client Premium Suite	X	X	EF119AA
	Includes: HP Client Manager HP Systems Insight Manager Connector Altiris Local Recovery Pro Altiris Migration Suite Altiris Connector Solution Altiris Client Management Suite Level 1 HP OpenView Connector			(use EF120AA for 1000+ licenses)

After-Market Options

Miscellaneous	HP FireWire / IEEE 1394 PCI Card*	X	X	PA997A
Accessories	2nd Serial Port	X	X	PA716A
	*Windows only			

Brackets/Stands	Tower Stand (Carbonite)	X		PS797A
------------------------	-------------------------	---	--	--------

NOTE: Exact options and specifications shown may vary by geographic region and are subject to change.

Memory

915GV chipset

DDR2 SYNCH DRAM NON-ECC MEMORY

It is not necessary to add memory in pairs. Memory upgrades are accomplished by adding single or multiple DIMMs of the same or varied sizes. This chart does not represent all possible memory configurations. The Intel 915GV Express chipset supports non-ECC DDR2 PC2-3200 (400-MHz), and non-ECC DDR2 PC2-4200 (533-MHz) memory.

For best performance, add in pairs, add in same channel, and do not mix speeds. For dual-channel performance, the total amount of memory in each channel should be equal. If speeds are mixed, speed will default to the slowest DIMM.

MAXIMUM MEMORY (SMALL FORM FACTOR AND CONVERTIBLE MINITOWER)

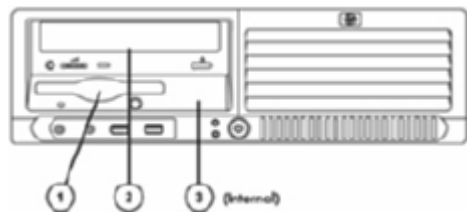
Supports up to 4-GB of DDR2 SYNCH DRAM.

NOTE: Above 3-GB, all memory may not be available due to system resource requirements. Not all memory configurations possible are represented below.

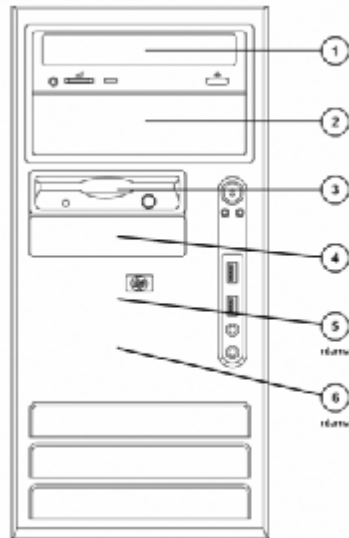
DIMM Size	Slot			
	Channel A		Channel B	
	1	2	3	4
128-MB	128-MB			
256-MB (dual-channel)	128-MB		128-MB	
512-MB	512-MB			
512-MB (dual-channel)	256-MB		256-MB	
1-GB	1-GB			
1-GB (dual-channel)	512-MB		512-MB	
2-GB (dual channel)	1-GB		1-GB	
2-GB (dual channel)	512-MB	512-MB	512-MB	512-MB
4-GB maximum (dual-channel)	1-GB	1-GB	1-GB	1-GB

Storage

Small Form Factor



Microtower



Quantity Supported

Position Supported

Controller

Small Form Factor

Diskette Drives (optional)

1

1

Diskette

Media Reader

1

1

PCI card supplies internal
USB 2.0 port

Storage Drive Bay

1

1,2

IDE

3.5" Serial ATA Hard Drives

2

1,3

SATA

Microtower

Diskette Drive (optional)

1

3

Diskette

Media Reader

1

3

PCI card supplies internal
USB 2.0 port

5.25" Storage Drive Bays

2

1, 2

IDE

3.5" Serial ATA Hard Drives

3

4, 5, 6

IDE

Technical Specifications

Base Unit Contents	Small Form Factor	Microtower
Coprocessor	Integrated	
L2 Cache Architecture / Speed	Full core clock speed	
Cache Upgradeable	Not upgradeable - Integrated into Processor	
System board with Intel 915GV chipset with Intel integrated Graphics Media Accelerator 900	X	
Cables	ATA Cable	
Quick Setup Poster	X	
Product Documentation on CD	X	
Operating System CD	X	
Restore CD	X	
Power Cord	X	
Keyboard	X (PS/2)	
Mouse	X (PS/2)	
Memory Parity	Not Needed for non-ECC	
ECC Memory	Not Supported by chipset	
Serial Presence Detect Support	Supported	
Hard Drive Interfaces Supported	2 Serial ATA interfaces	
Hard Drive Controller (PCI) Supported	Serial ATA	
Optical/Removable Storage Interface Supported	1 Ultra ATA/100 interface (supporting 2 devices)	
Optical/Removable Controller (PCI) Supported	Ultra ATA/100	

Software	Description	Small Form Factor	Microtower
Preinstalled Software			
Windows XP Professional SP2		X	X
Windows XP Home SP2		X	X
Computer Setup Utility		X	X
Diagnostics for Windows		X	X
Microsoft Internet Explorer		X	X
Norton AntiVirus 2005 with 60 day Live Update Subscription		X	X
Microsoft Office XP Professional		X	X
Microsoft Office XP Small Business Edition		X	X
Microsoft Office XP Personal		X	X
Microsoft Office XP Basic		X	X
PDF Complete (available in English only)		X	X
Pre-loaded Software			

Technical Specifications

Altiris Deployment Solution Agent	Downloadable from http://www.altiris.com/	X	X
HP Client Manager Software	Downloadable from http://www.hp.com/go/easydeploy	X	X
Local Diskette Boot		X	X
Network Boot		X	X
Disk-on-Key Boot		X	X

System Board	Small Form Factor	Microtower
Architecture	P4 / PCI / PCI Express x 1	
Chipset	Intel 915GV Chipset	
I/O Controller	LPC47B397	
System Board Form Factor	Custom	UATX
Processor Socket – 775 Pin ZIF	X	
DIMM Connectors (2.5V)	4	
Intel Graphics Media Accelerator 900 integrated	X	
PCI Connector	2 low profile	2 full height, full length
PCI Express x1	1	
Flash ROM	X	
Audio (AC97 Integrated Audio)	X	
CD ROM IN (Audio)	X	
AUX IN (Audio)	X	
Clear CMOS Button	X	
CPU Fan Header	X	
Chassis Fan Header	X	
Chassis Speaker Header	X	
CMOS Battery Holder – Lithium	X	
Integrated Broadcom BCM5751 NetXtreme Gigabit	X	
Wake-On-Lan®	X	
ASF 2.0 (Alert Standard Format)	X	
Power Supply Header	X	
Power Switch, Power LED & Hard Drive LED Header	X	
Password Clear Header	X	

Technical Specifications

Chassis	Small Form Factor	Microtower
Color	Carbonite/Silver	
System Board Form Factors Supported	Custom	Standard μ ATX
Cooling Solutions Supported	X	
Power Supply Fan (Variable Speed)	X	
Processor Fan-Heatsink (Variable Speed)	X	
Chassis Fan (Variable Speed)	X	
Internal Speaker	X	
Security Locks Supported	Kensington Cable Lock Provision (Lock not included) Hood Cover Security Loop (Lock not included)	
Security Loop Hole Diameter	0.236 in (0.60 cm)	

Unit Environment and Operating Conditions	Small Form Factor	Microtower
General Unit Operating Guidelines		
<ul style="list-style-type: none"> Keep the computer away from excessive moisture, direct moisture and the extremes of heat and cold, to ensure that unit is operated within the specified operating range. Leave a 10.2 cm (4 in) clearance on all vented sides of the computer to permit the required airflow. Never restrict airflow into the computer by blocking any vents or air intakes. Do not stack computers on top of each other or place computers so near each other that they are subject to each other's re-circulated or preheated air. Occasionally clean the air vents on the front, back, and any other vented side of the computer. Lint, dust and other foreign matter can block the vents and limit the airflow. If the computer is to be operated within a separate enclosure, intake and exhaust ventilation must be provided on the enclosure, and the same operating guidelines listed above will still apply. 		
Temperature Range	Operating: 50° to 95° F (10° to 35° C)* Non-operating: -22° to 140° F (-30° to 60° C)	
Relative Humidity	Operating: 10% to 90% (non-condensing at ambient) Non-operating: 5% to 95% (non-condensing at ambient)	
Maximum Altitude (unpressurized)	Operating: 10,000 ft (3048 m) Non-operating: 30,000 ft (9144 m)	
<p>*NOTE: Operating temperature is de-rated 1.0 deg C per 300 m (1000 ft) to 3000 m (10,000 ft) above sea level, no direct sustained sunlight. Maximum rate of change is 10 deg C/Hr. The upper limit may be limited by the type and number of options installed.</p>		

Technical Specifications

Power Supply	Small Form Factor	Microtower
Power Supply	240 Watt Power Supply – active PFC	300 Watt Power Supply – passive PFC (115v / 230v line switch)
Maximum Rated Power	240 Watt	300 Watt
Full Ranging Input (No Line Select Switch)	–	–
Active Power Factor Correction (APFC) (Input Current is nearly ½ a non-APFC PS)	X	–
Passive Power Factor Correction (PFC)	–	X
Operating Voltage Range	90 – 264 VAC	90 – 132 / 180 – 264 VAC
Rated Voltage Range	100 – 240 VAC	100 – 127 / 200 – 240 VAC
Rated Line Frequency	50/60 Hz	50/60 Hz
Operating Line Frequency Range	47 – 63 Hz	47 – 63 Hz
Rated Input Current	5A / 2.5A	6A / 3A
Heat Dissipation	Typical 341 btu/hr (86 kg-cal/hr) Maximum 1170 btu/hr (295 kg-cal/hr)	Typical 341 btu/hr (86 kg-cal/hr) Maximum 1575 btu/hr (397 kg-cal/hr)
Power Supply Fan	80mm variable speed	80mm variable speed
Energy Star Compliant	X	X
Blue Angel Compliant (<5w in S5-Power Off)	X	X
FEMP Standby Power Compliant (<2W in S5 - Power Off) Note: User must disable the "S5 Wake on LAN" in the F10 setup (default is enabled).**	X	X
Power Consumption in ES Mode - Suspend to RAM (S3) (Instantly Available PC)	2.5W to 3W	2.5W to 3W
Processor/Cache Memory Power -Down (S3)	< 3W	< 3W
Environmental and Mechanical Engineering Support Center	http://env-webserver.ccm.cpqcorp.net/EMESC/default.htm	

****NOTE:** Power consumption in the Off/Apparent Off mode is measured and reported with the network interface controller "Wake on LAN" feature disabled in F10 Setup (default is "enabled").

Technical Specifications

ROM Features	Description	Small Form Factor	Microtower
Instantly Available PC (Suspend to RAM – S3)	Allows for very low power consumption with quick resume time	X	X
ROM Based F10 Setup	Review and customize BIOS settings	X	X
Remote System Installation via F12 (PXE) (Remote Boot from Server)	Allows a new or existing system to boot over the network and download software, including the operating system	X	X
System/Emergency ROM Flash Recovery with Video	Recovers corrupted system BIOS	X	X
BIOS Smart Card Support	BIOS preboot smart card authentication (passwords) via USB CCID compliant smart card readers	X	X
Auto Setup when New Hardware Installed	System automatically detects addition of new hardware	X	X
Serial, Parallel, USB, Audio, Network, Enable/Disable Port Control	Enable or disables serial, parallel, USB, audio, and network ports	X	X
Removable Media Write/Boot Control	Prevents ability to boot from removable media on supported devices (and can disable writes to media on supporting devices)	X	X
Network Server Mode	Allows for secured keyboard-less operation	X	X
Power-On Password	Prevents an unauthorized person from booting up the computer	X	X
Setup Password	Prevents an unauthorized person from changing the system configuration	X	X
Replicated Setup	Saves BIOS settings to diskette or USB disk-on-key in human readable file. SSM and Repset.exe utility can then replicate these settings on machines being deployed without entering ROM-based F10 setup	X	X
Remote ROM Flash	Provides secure, fail-safe ROM image management from a central network console	X	X
Remote Wakeup	<ul style="list-style-type: none"> System administrators can power on, restart, and power off a client computer from a remote location. Enables cost-effective power consumption when the administrator needs to distribute software, perform security management, or update the ROM. 	X	X
ACPI (Advanced Configuration and Power Management Interface)	<ul style="list-style-type: none"> Allows the system to wake from a low power mode Controls system power consumption, making it possible to place individual cards and peripherals in a low-power or powered-off state without affecting other elements of the system 	X	X
Keyboard-less Operation	The system can be operated without a keyboard	X	X
SMBIOS	System Management BIOS, previously known as DMI BIOS, for system management information	X	X

Initial Configuration and Deployment	Description	Small Form Factor	Microtower
--------------------------------------	-------------	-------------------	------------

Technical Specifications

HP Client Management Solutions	<p>HP Client Management Solutions help simplify management of PCs and significantly reduce total ownership costs. These solutions share a common design and are highly integrated due to the extensive work between HP and its partner Altiris.</p> <p>HP Client Manager Software is included free with all HP business PCs. It enables central tracking, monitoring, and management of the hardware aspects of HP client systems:</p> <ul style="list-style-type: none"> • Get valuable hardware information such as CPU, memory, video, and security settings • Monitor system health to fix problems before they occur • Install drivers and BIOS updates without visiting each PC • Remotely configure BIOS and security settings • Automate processes to quickly resolve hardware problems <p>Additional Altiris solutions (fee-based) are available to address PC management challenges through the entire IT lifecycle including:</p> <ul style="list-style-type: none"> • Inventory assessment • Software license compliance • Personality migration • Software image deployment • Software distribution • Asset management • Client backup and recovery • Problem resolution <p>Visit http://www.hp.com/go/easydeploy for more information, to download HP Client Manager Software, and to evaluate the Altiris solutions.</p>	X	X
System Software Manager (free)	A free utility that detects and updates BIOS, device drivers, and management agent versions on your networked PCs	X	X
Replicated Setup	Saves BIOS settings to diskette or USB disk-on-key in human readable file. Repset.exe utility and System Software Manager (SSM) can then replicate these settings on machines being deployed without entering ROM-based F10 setup	X	X
HP Systems Insight Manager	Easy to use management application for the enterprise. For more information see www.hp.com/go/hpsim	X	X
Support Software CD	—	X	X
Software Restore CD	Restores computer to its original factory shipping image	X	X
Asset Tag	<ul style="list-style-type: none"> • Repository for storing company-specific property asset numbers for easy tracking • Initially set equal to the system serial number • Stored in a protected section of non-volatile memory that can be accessed and modified with the F10 Setup program 	X	X
DIMM Serial Presence Detect	Detects whether or not memory DIMMs are present and their type	X	X
Hard drive serial number, model, and manufacturer	Hard drive manufacturer, model, and serial number is stored in the hard drive firmware and reported in ROM-based F10 setup	X	X
Monitor serial number, model & manufacturer	—	X	X

Technical Specifications

System serial number, model, & manufacturer	System serial number, model, & manufacturer stored in a non-volatile memory and can be retrieved with management SW or viewed in ROM-based F10 setup	X	X
ROM revision levels	<ul style="list-style-type: none"> Identifies system ROM revision levels and reports in ROM-based F10 setup Version is stored in an industry standard memory location (SMBIOS) so that management SW applications can use and report this information 	X	X
System board revision level	<ul style="list-style-type: none"> Allows management SW to read the revision level of the system board Revision level is digitally encoded into the hardware and cannot be modified 	X	X
Memory Change Alert	Alerts management console if memory is removed or changed	X	X
Ownership Tag	A user-defined string stored in non-volatile memory that is displayed in the BIOS splash screen	X	X

Security Features	Description	Small Form Factor	Microtower
Mechanical Hood Security Provision	Security Loop	X	X
Kensington Lock Support	Kensington lock slot on the chassis	X	X
Cable Lock Provision	Physically secure computer hardware from theft	X	X
Serial, Parallel, USB Enable/Disable	Enable or disable serial, parallel or USB ports and hide them from the operating system	X	X
Removable Media Write/Boot Control	Prevents the computer from being booted from removable media on supported devices (and can disable writes to media)	X	X
Power-On Password	Prevents an unauthorized person from booting up the computer	X	X
Setup Password	Prevents an unauthorized person from changing the system configuration	X	X

Fault Notification and Recovery	Description	Small Form Factor	Microtower
SMART Hard Drives, Fault & Pre-failure Notification (Self-monitoring, analysis, and reporting technology)	<ul style="list-style-type: none"> Allows hard drives to monitor their own health and to raise flags if imminent failures were predicted Predicts failures before they occur. Tracks fault prediction and failure indication parameters such as re-allocated sector count, spin retry count, calibration retry count By avoiding actual hard drive failures, SMART hard drives act as "insurance" against unplanned user downtime and potential data loss from hard drive failure 	X	X
Memory Change Notification (Requires HP Client Manager Software)	Alerts management console if memory is removed or changed	X	X

Technical Specifications

Thermal Notification (Requires HP Client Manager Software)	Monitors the temperature state within the chassis. Three modes: <ul style="list-style-type: none"> • NORMAL – normal temperature ranges • ALERTED – excessive temperatures are detected. Raises a flag so action can be taken to avoid shutdown or provide for a smoother system shutdown • SHUTDOWN – excessive temperatures are encountered. Automatically shuts down the computer without warning before hardware component damage occurs 	X	X
Altiris Local Recovery	Provides data and system file protection for HP business PCs to enable fast recovery of information that is accidentally deleted or if the system becomes corrupted. Designed for disconnected or seldom-connected users, Local Recovery protects your HP computer's data and system state by taking scheduled snapshots, which are then stored in a protected area on the local hard disk. System backup and disaster recovery is now simple and fast for all users, regardless of connectivity.	X	X
Surge Tolerant Full Ranging Power Supply	Withstands power surges up to 2000V	X	X
Ultra ATA Integrity Monitoring (CRC Checking)	Provides data transfer verification and proactive notification of hard drive data transmission problems with recommendations for enhancing system performance. It detects all the following errors types: <ul style="list-style-type: none"> • single bit errors • double bit errors • an odd number of errors <ul style="list-style-type: none"> ◦ error bursts up to 32-bits long 	X	X

System Software Updating	Description	Small Form Factor	Microtower
Remote ROM Flash	Provides secure, fail-safe ROM image management from a central network console	X	X
Remote Wakeup/ Remote Shutdown	<ul style="list-style-type: none"> • System administrators can power on, restart, and power off a client computer from a remote location. • Enables cost-effective power consumption when the administrator needs to distribute software, perform security management, or update the ROM. 	X	X
Support Software CD & WWW	—	X	X

Technical Specifications

Other Features	Description	Small Form Factor	Microtower
ACPI-Ready Hardware	Advanced Configuration and Power Management Interface (ACPI). <ul style="list-style-type: none"> Allows the system to wake from a low power mode. Controls system power consumption, making it possible to place individual cards and peripherals in a low-power or powered-off state without affecting other elements of the system. 	X	X
SMBIOS	System Management BIOS, previously known as DMI BIOS, for system management information	X	X
Microsoft Windows Hardware Quality Lab (WHQL)	Microsoft Windows Hardware Quality Lab (WHQL) certified ensures that the system meets Microsoft's standard for hardware compatibility with Windows XP.	X	X
Dual-State Power Button	Power button acts as either an on/off button and suspend-to-sleep button	X	X

Serviceability Features of System	Description	Small Form Factor	Microtower
Dual Color Power LED on Front of Computer (Indicates Normal Operations and Fault Conditions)	—	X	X
Diagnostic LED Explanation Table	Number of 1-second red LED blinks followed by 2-second pause, then repeats: 2-processor thermal protection activated 3-processor not installed 4-power supply failure 5-memory error 6-video error 7-PCA failure (ROM detected failure prior to video) 8-invalid ROM, bootblock recover mode 9-system powers on but is unable to boot 10-bad option card	X	X
System/Emergency ROM Flash Recovery with Video	Recovers corrupted system BIOS.	X	X
Diagnostic for Windows Software	—	X	X
Configuration Record SW	—	X	X
Over-Temp Remote Warning (Requires HP Client Manager Software)	—	X	X
HP OS CD (Restore OS CD)	Restores computer to its original factory shipping image	X	X
HP Restore CD	Restores the computer to its original factory shipping image	X	X
Flash ROM	—	X	X
5V Aux Power LED on System PCA	—	X	X

Technical Specifications

Dual Function 5V Aux Power LED (ON) / PS_ON LED (OFF) on System PCA	–	X	–
Diagnostic Power Switch LED on board	–	X	–
Clear Password Jumper	–	X	X
Clear CMOS Button	–	X	X
CMOS Battery Holder for easy Replacement	–	X	X
Processor ZIP Socket for easy Upgrade	–	X	X
DIMM Connectors for easy Upgrade	–	X	X
NIC LEDs (integrated) (Green & Amber)	Used to determine NIC status	X	X

Serviceability Features of Chassis	Description	Small Form Factor	Microtower
Dual Color Power and HD LED - To Indicate Normal Operations and Fault Conditions	–	X	X
ASF 2.0 support (Alert Standard Format)	Industry-standard specification for network alerting in operating system-absent environments	X	X
Front power switch	–	X	X
Green Pull Tabs, and Quick Release Latches for easy Identification	–	X	X
Color coordinated cables and connectors	–	X	X
System memory can be upgraded without removing the system board or any internal components	Eases memory upgrading	X	X
Tool-less Hood Removal	Eases entry to the chassis without use of special tools	X (2 side buttons - Hood and bezel one piece)	X (1 thumb screw)
Tool-less Hard Drive, CD & Diskette Removal	–	X	X
Tool-less System Board Removal	No special tools required for system board removal or maintenance	X	–
Universal Tower Stand	Optional	X (Optional)	–

Technical Specifications

Drive Self Tests (DPS)	<ul style="list-style-type: none"> • Drive Protection System • A diagnostic hard drive self test. It scans critical physical components and every sector of the hard drive for physical faults and then reports any faults to the user. • Running independently of the operating system, it can be accessed through a Windows-based diagnostics utility or through the computer's setup procedure. It produces an evaluation on whether the hard drive is the source of the problem and needs to be replaced. • The system expands on the Self-Monitoring, Analysis, and Reporting Technology (SMART), a continuously running systems diagnostic that alerts the user to certain types of failures 	X	X
DPS Access through F10 Setup during Boot		X	X
DPS Access through Diagnostics for Windows		X	X
SMART Technology (Self-Monitoring, Analysis and Reporting Technology)	<p>Allows hard drives to monitor their own health and to raise flags if imminent failures were predicted</p> <ul style="list-style-type: none"> • Helps predict failures before they occur. Tracks fault prediction and failure indication parameters such as re-allocated sector count, spin retry count, calibration retry count • By helping to avoid actual hard drive failures, SMART hard drives may provide additional protection against unplanned user downtime and potential data loss from hard drive failure 	X	X
SMART I – Drive Failure Prediction		X	X
SMART II – Off-Line Data Collection		X	X
SMART III – Off-Line Read Scanning with Defect Reallocation		X	X

RoHS Compliance	<p>Hewlett-Packard is committed to compliance with all applicable environmental laws and regulations, including the European Union Restriction of Hazardous Substances (RoHS) Directive. HP's goal is to exceed compliance obligations by meeting the requirements of the RoHS Directive on a worldwide basis. From July 1, 2006, RoHS substances will be virtually eliminated (virtually = to levels below legal limits) for all HP electronic products subject to the RoHS Directive, except where it is widely recognized that there is no technically feasible alternative (as indicated by an exemption under the EU RoHS Directive).</p> <p>Prior to this date, customers interested in purchasing RoHS compliant product should contact their local HP sales or distribution office to determine specific configuration status.</p>
------------------------	--

Service and Support	<p>On-site Warranty and Service Note 1: This three-year (3-1-1), limited warranty and service offering delivers three years of parts and one year of both labor and on-site repair. Response time is next business-day Note 2 and includes free telephone support Note 3 24 x 7. Global coverage Note 2 ensures that any product purchased in one country and transferred to another non-restricted country will remain fully covered under the original warranty and service offering. Some countries/regions do not offer one year onsite and labor.</p> <p>NOTE 1: Terms and conditions may vary by country. Certain restrictions and exclusions apply.</p> <p>NOTE 2: On-site service may be provided pursuant to a service contract between HP and an authorized HP third-party provider, and is not available in certain countries. Global service response times are based on commercially reasonable best effort and may vary by country.</p> <p>NOTE 3: Technical telephone support applies only to HP-configured, HP and HP-qualified, third-party hardware and software. Toll-free calling and 24 x 7 support may not be available in some countries.</p>
----------------------------	--

Technical Specifications - Audio

AC97 Integrated ADI 1981B Audio	Type	Integrated
	AC '97 Stereo Codec	Yes
	FM Synthesis Support	Yes – Yamaha XG Lite
	OPL3 FM Synthesis Support	Yes
	Sound Blaster Compatibility	Yes
	Audio Jacks	Microphone-In (20-K ohm Input Impedance); rear stereo and front analog microphone ports available except for USDT which has front stereo microphone only Line-In (12-K ohm Input Impedance) Line-Out * (less than 800 ohms Output Impedance, expects at least a 10-K ohm load) Headphone-Out (2.5 Ohms Output Impedance, expects at least a 32 ohm load)
	NOTE: *Internal Speaker Amplifier is for Internal Speaker only. External Speakers need to be powered externally.	
	Sampling	7 kHz – 48 kHz
	Wavetable Syntheses (software)	Yes – GM and FM Midi Support, Direct Music and Down Loadable Soundset (4 Meg DLS Level 1 and 2 Support)
	3D Positional Sound	No
	Digital Audio	Yes
	Analog Audio	Yes
	Number of Channels on Line-Out (mono/stereo)	Stereo (Left & Right channels)
	Internal Audio Speaker Power Rating	3W
Internal Speaker	Yes	
Hardware Equalizer for Internal Speaker	Fixed 7 Band ParametricEQ	
External Speaker Jack (Line-Out)	Yes	

Technical Specifications - Communications

Integrated Broadcom BCM5751 NetXtreme Gigabit Ethernet	Connector	RJ-45
	Controller	Broadcom 5751 PCI-Express LAN Controller
	Memory	Integrated 72KByte frame buffer memory
	Network data rates supported	10Mbps-Half Duplex, 10Mbps-Full Duplex/100Mbps-Half Duplex, 100Mbps Full Duplex /1000Mbps
	Compliance	IEEE 802.1A, 802.1P, 802.1P, 802.1Q, 802.2, 802.3, 802.3AB and 802.3u compliant, 802.3x flow control
	Bus architecture	PCI-Express 1.0a
	Data path width	x1
	Data transfer mode	Bus-master DMA
	Hardware certifications	FCC, B, CE, TUV- cTUVus Mark Canada and United States, TUV- GS Mark for European Union
	Power requirement	1.45 watts maximum
	Boot ROM support	Yes
	LEDs	2; #1 on for link and flashes off for activity; #2 green for 1000Mbps, yellow for 100Mbps, off for 10Mbps
	Auto MDI-X	Automatic MDI crossover is supported (eliminates need for crossover cables)
	Statistics	SNMP MIB II, Ethernet-like MIB, and Ethernet MIB (802.3z Clause 30)
	Teaming	Supported (additional NICs required)
	Package	196-pin BGA
	Environmental	Operating temperature 32° to 131°F (0° to 55° C) Operating humidity 85% at 131° F (55° C)
	Dimensions	0.59 x 0.59 in (15 x 15 mm)
	Management capabilities	ACPI, WoL and DMI 2.0, PXE 2.0, WfM 2.0, Broadcom mgmt utility
Alerting	ASF 1.1	

Intel PRO/1000 GT Gigabit PCI NIC	Connector	RJ-45
	Controller	Intel 82541PI Gigabit Controller
	Memory	Integrated 64KB configurable transmit receive buffer memory
	Data rates supported	10/100/1000 Mbps
	Compliance	IEEE 802.1P, 802.1Q, 802.2, 802.3, 802.3AB and 802.3u compliant, 802.3x flow control
	Bus architecture	PCI 2.3
	Data path width	32-bit, 33/66 MHz bus interface
	Data transfer mode	Bus-master DMA
	Hardware certifications	FCC, B, CE, TUV- cTUVus Mark Canada and United States, TUV- GS Mark for European Union
	Power requirement	(800mA) 4watts @ +5VDC
	Boot ROM support	Yes

Technical Specifications - Communications

Network transfer rate	10BASE-T (half-duplex) 10 Mbps 10BASE-T (full-duplex) 20 Mbps 100BASE-TX (half-duplex) 100 Mbps 100BASE-TX (full-duplex) 200 Mbps 1000BASE-T (full-duplex) 2000 Mbps (actual rate limited by PCI Bus)
Environmental	Operating temperature 32° to 131°F (0° to 55° C) Operating humidity 85% at 131° F (55° C)
Dimensions	6.4 x 4.8 x 0.8 in (16.3 x 12.1 x 1.9 cm)
Management capabilities	ACPIWOL and DMI 2.0, S5 WOL, WMI, PXE 2.0, RPL

Hi-Speed 56K PCI SoftModem	Data Transmission Hi-Speed: 56,000 Kbps maximum downstream data, controllerless NOTE: 56 Kbps technology refers to download speeds only and requires compatible modems at server sites. Other conditions may limit modem speed. FCC limitations allow a maximum of 53 Kbps during download transmissions.
	Data Speeds (Upload only) 33,600/31,200/28,800/26,400/21,600/19,200/16,800/14,400/12,000/9,600/7,200/4,800/2,400/1,200/300
	Data Standards ITU V.90, ITU-T, V.34bis, V.22bis, V.22bis, V.21, V.23, Bell 212A, and Bell 103
	Fax Speeds 14,400 / 12,000 / 9,600 / 7,200 / 4,800 / 2,400 / 1,200 / 300 b/s
	Fax Mode Capabilities Group3 FAX, V. 17, V.29, V.27ter, and V.21 Channel 2, Class 1
	Error Correction and Data Compression V.44 (software upgradeable), 4.2bis, V.42 and MNP2-5
	Power Management APM and ACPI states D0, D1, D2, and D3; meets PCI 2.2 requirements and PC'99 requirements
	Upgradeability Software driver upgradeable for v.92 and future enhancements
	Video ITU-T V.80 video ready interface
	Other TIA/EIA 602 standard AT command set Integrated DTE interface with speeds of up to 115.2 Kbps, parallel 16550a UART-compatible interface Optional ring wakeup signal
	Operating Temperature 32° to 158° F (0° to 70° C)
	Operating Humidity 20% to 90%, non-condensing
	Power Requires a 3.3-V auxiliary power rail on PCI bus Uses only one PCI load (i.e., one grant/request pair), one shared IRQ, one electrical load
	Chipset Agere Systems 1648C (Mars 3.2) - Integrated PCI interface with 5-V tolerant buffers and CardBus support
	Dimensions (L x H) Complies with PCI low profile specifications - 6.7 x 2.3 in (17.0 x 5.8 cm) and supports high-and low-profile brackets
	Connection Dual, parallel RJ-11 support with auxiliary Tip/Ring connector

Technical Specifications - Communications

Other Features	Digital line protection, call progress monitoring via on-board piezo device, transformer-based DAA design, support for high profile and low profile brackets, PnP ID supports via external EEPROM
EMC	FCC Part 15, IC ES003, EN 55022, 3rd edition, EN 55024, annex A, EN 61000-4-6, EN 61000-4-8
Telecom	FCC Part 68, IC-CS-03 (Canada); Worldwide PTT approvals Not available in India, Russia, Slovakia, Slovenia, Belarus, Brunei, Croatia, Ecuador, Latvia, Lithuania, Morocco, Peru, Phillipines, Sri Lanka, Ukraine, Malaysia (use DC132B or DC132C instead)
Health	Bare PCB material compliant to 94V-0 or better (marked as such), Microsoft Windows Me health compliant
Other	PC'99 compliant, PCI version 2.2, WHQL approved; support for ACPI revision 1.1

Technical Specifications - Graphics

Integrated Graphics Media Accelerator 900	3D/2D Controller	Microsoft DirectX® 9 based with support for Pixel Shader 2.0, 4:1 anisotropic filtering, Gaussian texture filtering, shadow maps, volumetric textures, double-sided stencil buffers, and 4 pixel pipes.
	VGA Controller	Integrated
	Bus Type	With the GV chipset, the integrated graphics is always enabled. Plugging in the PCI card does not disable it and does not require the integrated graphics to be re-enabled.
	RAMDAC	Integrated, 400 MHz.
	Memory	Graphics memory is shared with system memory. Graphics memory usage can vary from 8-128 MB depending on the amount of system memory installed and system load. 8 MB is pre-allocated for graphics use at system boot time. Additional memory is allocated for graphics using Intel's Dynamic Video Memory Technology (DVMT) to balance the optimum amount of memory between graphics and other system use. Memory < 256 MB: 8 MB pre-allocated (for DOS) + 24 MB DVMT : max frame buffer of 32 MB 256 MB <= Memory < 512 MB: 8 MB pre-allocated + 56 MB DVMT: max frame buffer of 64 MB 512 MB <= Memory: 8 MB pre-allocated + 120 MB DVMT : max frame buffer of 128 MB
	Controller Clock Speed	270 MHz
	Overlay Planes	Single Overlay support with 5x3 filtering
	Max Color Depth	32-bits/pixel
	Maximum Vertical Refresh Rate	100 Hz at up to 1920x1440, 75Hz at 2048x1536. Varies with mode and configuration. See table below.
	Multi-display Support	Support for one CRT via the motherboard's VGA connector. Support for an additional DVI-D or VGA display via the optional dual head NVS280 PCI card.
	Graphics API Support	Microsoft DirectX 9, DirectXVA®, VMR9, GDI/GDI+; OpenGL® 1.4.

Resolutions Supported ¹	Resolution	Maximum Refresh Rate (Hz)	
		Analog Monitor	Digital Monitor
		640 x 480	120
800 x 600	120	60	
1024 x 768	120	60	
1152 x 864	120	60	
1280 x 768	120	60	
1280 x 960	120	60	
1280 x 1024	120	60	
1600 x 900	100	60	
1600 x 1200	100	60	
1920 x 1080	100	-	
1920 x 1200	100	-	
1920 x 1440	100	-	
2048 x 1536	75	-	

¹Modes listed are supported with a single active display. The supported mode list for multiple active displays is a subset of this list. Not all modes will support video playback and some supported modes may use software MC (motion compensation) rather than hardware MC. Not all modes will support 3D acceleration depending on the system configuration (e.g., resolution selected, size of frame buffer, number of installed memory modules, etc.).

NOTE: Other resolutions and refresh rates may be selectable but are not recommended.

Technical Specifications - Graphics

NVIDIA Quadro NVS 280 Graphics Card	Form factor	ATX
	Graphic Controller	Integrated Quadro NVS 280 graphics processor unit (GPU)
	Bus Type	Workstations: AGP 8X or PCI Desktops: PCI
	RAMDAC	Dual 350 MHz
	Memory	64 MB DDR with frame buffer and texture storage
	Connector	Single DMS-59 high-density flex connector
	Dimensions	Low-profile, 2.586 x 6.6 in (6.57 x 16.76 cm)
	Controller clock speed	275 MHz
	Color planes	One 16-bit video overlay plane
	Overlay planes	1 16-bit Video overlay plane
	Maximum vertical refresh rate	120 Hz
	Maximum pixel clock	350 MHz
	Multi-monitor support	Dual analog or digital monitors
	Single DVI Support	Yes
	Dual DVI Support	Yes
	High definition Video Processor	Full screen, full frame video playback of HDTV and DVD content DVD-ready motion compensation for MPEG-2 Independent hardware color controls for video overlay Hardware color-space conversion (YUV 4:2:2 and 4:2:0) IDCT motion compensation 5-tap horizontal by 3-tap vertical filtering 8:1 up/down scaling

Resolutions Supported	Analog Resolution	Maximum Refresh Rate
	640 x 480	240 Hz
	800 x 600	240 Hz
	1024 x 768	200 Hz
	1600 x 1200	170 Hz
	1600 x 1200	150 Hz
	1600 x 1200	100 Hz
	1920 x 1200	85 Hz
	1920 x 1200	85 Hz
	1920 x 1440	75 Hz
	2048 x 1536	60 Hz
	Digital Resolution	Maximum Refresh Rate
	640 x 480	75 Hz
	800 x 600	75 Hz
	1024 x 768	75 Hz
	1152 x 864	60 Hz
	1280 x 1024	60 Hz
	1600 x 1200	60 Hz (primary only)

Technical Specifications - Graphics

NVIDIA Quadro NVS 55	Form Factor	Low profile, both ATX and low profile brackets included
64MB PCI DVI with TV-Out	Graphic Controller	Integrated Quadro NVS 55 Graphics Processor Unit (GPU)
	Bus type	PCI 2.1, 32-bit, 5V
	Memory	64 MB DDR
	Connectors	Single DVI-I connector Single S-Video connector
	Dimensions	Low profile, 2.586 x 6.6 in (6.57 x 16.76 cm)
	Controller clock speed	250 MHz
	Memory speed	200 MHz
	Color depth	32-bits/pixel max
	Overlay planes	One 16 bit video overlay plane
	Maximum vertical refresh rate	85 Hz
	Maximum pixel clock	Analog output: 350 MHz Digital output: 162 MHz
	Single DVI Support	Yes
	TV out support	Yes (S-Video 4 pin mini-Din)
	High-definition Video Processor (HDVP)	Full screen, full frame video playback of HDTV and DVD content DVD-ready motion compensation for MPEG-2 Independent hardware color controls for video overlay Hardware colorspace conversion (YUV 4:2:2 and 4:2:0) IDCT motion compensation Up to 5-tap horizontal by 3-tap vertical filtering
	Agency Approvals	ACA C-tick, BSMI, CE Mark, FCC, ICES/C.I.S.P.R, MIC, UL, VCCI

Technical Specifications - Hard Drives

7200 rpm SMART III 40-GB Serial ATA Hard Drives

Capacity	40,020,000,000 bytes
Height	1 inch (2.54 cm)
Width	Media diameter: 3.5 in (8.89 cm) Physical size: 4 in (10.2 cm)
Interface	Serial ATA
Synchronous Transfer Rate (Maximum)	150 MB/s
Buffer	2 MB
Seek Time (typical reads, including settling)	Single Track 1.0 ms Average 8.5 ms Full-Stroke 18.0 ms
Rotational Speed	7200 rpm
Logical Blocks	78,165,360
Operating Temperature	41° to 131° F (5° to 55° C)

80-GB

Capacity	80,026,361,856 bytes
Height	1 inch (2.54 cm)
Width	Media diameter: 3.5 in (8.89 cm) Physical size: 4 in (10.2 cm)
Interface	Serial ATA (3.0 Gb/s)
Synchronous Transfer Rate (Maximum)	Up to 3 Gb/s
Buffer	8 MB
Seek Time (typical reads, including settling)	Single Track 2.0 ms Average 9.3 ms Full-Stroke 21 ms
Rotational Speed	7200 rpm
Logical Blocks	156,301,488
Operating Temperature	41° to 131° F (5° to 55° C)

Technical Specifications - Hard Drives

160-GB	Capacity	163,928,604,672 bytes	
	Height	1 inch (2.54 cm)	
	Width	Media diameter: 3.5 in (8.89 cm) Physical size: 4 in (10.2 cm)	
	Interface	Serial ATA (3.0 Gb/s)	
	Synchronous Transfer Rate (Maximum)	Up to 3 Gb/s	
	Buffer	8 MB	
	Seek Time (typical reads, including settling)	Single Track	0.9 ms
		Average	9.3 ms
		Full-Stroke	18 ms
	Rotational Speed	7200 rpm	
	Logical Blocks	320,173,056	
	Operating Temperature	41° to 131° F (5° to 55° C)	

Technical Specifications - Input/Output Devices

Standard Keyboard (PS/2 or USB)	Physical characteristics	Keys	104, 105, 106, 107, 109 layout (depending upon country)
		Dimensions (L x W x H)	18.0 x 6.4 x 0.98 in (45.8 x 16.3 x 2.5 cm)
		Weight	2 lb (0.9 kg) minimum
	Electrical	Operating voltage	+ 5VDC \pm 5%
		Power consumption	50-mA maximum (with three LEDs ON)
		System interface	USB Type A plug connector
		ESD	CE level 4, 15-kV air discharge
		EMI - RFI	Conforms to FCC rules for a Class B computing device
		Microsoft® PC 99 - 2001	Functionally compliant
	Mechanical	Languages	38 available
		Keycaps	Low-profile design
		Switch actuation	55-g nominal peak force with tactile feedback
		Switch life	20 million keystrokes (using Hasco modified tester)
		Switch type	Contamination-resistant switch membrane
		Key-leveling mechanisms	For all double-wide and greater-length keys
		Cable length	6 ft (1.8 m)
		Microsoft PC 99 - 2001	Mechanically compliant
	Environmental	Acoustics	43-dBA maximum sound pressure level
		Operating Temperature	50° to 122° F (10° to 50° C)
		Non-operating Temperature	-22° to 140° F (-30° to 60° C)
		Operating Humidity	10% to 90% (non-condensing at ambient)
		Non-operating Humidity	20% to 80% (non-condensing at ambient)
		Operating shock	40 g, six surfaces
		Non-operating shock	80 g, six surfaces
		Operating vibration	2-g peak acceleration
		Non-operating vibration	4-g peak acceleration
		Drop (out of box)	26 in (66 cm) on carpet, six-drop sequence
		Drop (in box)	42 in (107 cm) on concrete, 16-drop sequence
	Approvals	UL, CSA, FCC, CE Mark, TUV, TUV GS, VCCI, BSMI, C-Tick, MIC	
	Ergonomic compliance	ANSI HFS 100, ISO 9241-4, and TUVGS	

Technical Specifications - Input/Output Devices

2-Button Scroll Mouse (PS/2 or USB)	Scroll Wheel	8 mm		
	Maximum Rotation Speed	30 mm/s		
	Switch Type	Light force micro-switch		
	Switch Life	1 million operations		
	Mechanical Life	Minimum 200,000 revolutions		
	Environmental	Operating Temperature	50° to 122° F (10° to 50° C)	
		Non-operating Temperature	-22° to 140° F (-30° to 60° C)	
		Operating Humidity	10% to 90% (non-condensing at ambient)	
		Non-operating Humidity	20% to 80% (non-condensing at ambient)	
		Operating Shock	40 g, 6 surfaces	
		Non-operating Shock	80 g, 6 surfaces	
		Operating Vibration	2 g peak acceleration	
		Non-operating Vibration	4 g peak acceleration	
		Electrical	Operating Voltage	+ 5VDC ± 10%
			Power Consumption	15mA
	System Consumption		PS/2 mini-din connector	
	ESD		CE level 4, 15 kV air discharge	
	EMI-RFI		Conforms to FCC rules for a Class B computing device	
	PC98		Functionally compliant	
	Mechanical	Resolution	400 ± 20% DPI	
Tracking Speed		10 in/s maximum		
Acceleration		100 in/s		
Switch Actuation		65 g nominal peak force		
Switch Life		1,000,000 operations (using Hasco modified tester)		
Cable Length		6 ft (1.8 m)		
Regulatory Approvals	PC98-99	Mechanically compliant		
		UL, CSA, FCC, CE Mark, TUV, TUV GS, VCCI, BCIQ, C-Tick		

Technical Specifications - Input/Output Devices

HP PS/2 Optical Scroll Mouse	Dimensions (H x L x W)	3.95 x 6.21 x 11.7 cm (1.56 x 2.44 x 4.61 in)	
	Weight	4.44 oz (126 g)	
	Environmental	Operating temperature	-32° to 104°F (0° to 40° C)
		Non-operating temperature	-4° to 140°F (-20° to 60° C)
		Operating humidity	10% to 90% (non condensing at ambient)
		Non-operating humidity	10% to 90% non condensing
		Operating shock	40 g, 6 surfaces
		Non-operating shock	80 g, 6 surfaces
		Operating vibration	2 g peak acceleration
	Non-operating vibration	4 g peak acceleration	
	Drop (out of box)	80 cm height onto asphalt tile over concrete or equivalent, 5-drop in 5 direction except the cable face	
Electrical	Operating voltage	5 VDC ± 10%	
	Power consumption	100mA	
	System consumption	PS/2 mini-din connector	
	ESD	CE level 4, 15 kV air discharge	
	EMI-RFI	Conforms to FCC rules for a Class B computing device	
Mechanical	Microsoft PC99 – 2001	Functionally compliant	
	Resolution	400 ± 20% DPI	
	Tracking speed	10 in/s (25.4 cm/s) maximum	
	Acceleration	100 in/s/s (2.54 m/s/s)	
	Switch actuation	61 g nominal peak force	
	Switch life	3,000,000 operations (using Hasco modified tester)	
	Switch type	Low force micro-switches	
	Tracking mechanism life	155 mi (250 km) at average speed of 10 in/s	
	Cable length	6 ft (1.8 m)	
	Microsoft PC99 – 2001	Mechanically compliant	
Scroll wheel	Width	8 mm	
	Diameter	1.01 in (25.6 mm)	
	Maximum rotation speed	48 rats/sec	
	Switch type	Light force micro-switch	
	Switch life	1 million operations	
Regulatory approvals	Mechanical life	Minimum 200,000 revolutions	
	Compliant	UL, CSA, FCC, CE Mark, TUV, TUV GS, VCCI, BSMI, C-Tick, MIC	

Technical Specifications - Optical Storage

48X Max CD-ROM Drive	Interface	ATAPI IDE
	Data Buffer	16.6 Mbps
	Data Transfer Rate	Sustained—1200 Kbps minimum (audio) Variable (CD)—3,000 to 7,200 Kbps
	Disk Rotation Technology	CAV (Constant Angular Velocity)
	Access Time (ms)	Random: <100 ms Full-stroke seek: <150 ms
	Average Access Time	< 80 ms
	Cache Buffer (standard/maximum)	128 KB
	Disk Formats Read	Multi-session Photo CD, multi-read CD-ROM, CD text, audio CD, CD-I, CD-RW, CD-R, CD-Extra, CD-ROM XA
	Disk Formats Written	None
	Disk Capacity (CD)	650 MB
	Block Size	Mode 1—2,048, 2,352 bytes Mode 2-1, 2,088, 2,328, 2,336, 2,340, 2,353 bytes Mode 2-2, 2,328, 2,336, 2,340, 2,352 bytes CD-DA—2,352, 2,368 bytes
	Diameter	12 cm; 8 cm
	Thickness	1.2 mm
	Track Pitch	1.6 µm
	Audio Output Level	Line-out—0.7 V @ 47 Kohm Headphone—0.6 V @ 32 ohm
	Startup Time	<7 seconds (typical); < 30 seconds with multi-session
	Operating Conditions	Temperature 41° to 120° F (5° to 50° C) Relative Humidity 10% to 80%
	Dimensions (H x W x D, maximum)	1.7 x 5.9 x 8.0 in (4.3 x 15.0 x 20.3 cm)
	Weight	2.6 lb (1200 g)
	MPEG Playback Graphics Solution Support	None

48X/32X/48X CD-RW Drive	Orientation	Either horizontal or vertical
	Disc Loading Mechanism	Half-height, tray load
	Interface Type	ATAPI IDE
	Dimensions—external (W x H x D)	7.99 x 5.88 x 1.71 in (203 x 149.5 x 43.5 mm)
	Weight	2.6 lb (1.2 kg)
	Disc Diameter	12 cm, 8 cm
	Disc Thickness	1.2 mm
	Track Pitch	1.6 µm

Technical Specifications - Optical Storage

Disc Center Hole Diameter	15 mm
Reference Scanning Velocity	1.2 m/s
Recording/Playing Time	80 minutes with CD-R media
Read Only Disc Parameters	<p>Formats and Modes Supported CD-ROM-Mode 1; CD-ROM XA-Mode 2 (forms 1 and 2); CD digital audio; CD Extra; CD-I-Mode 2 (forms 1 and 2) and CD-I-Ready; Photo CD (single and multi-session); video CD</p> <p>Capacity 185 MB (Mode 2, 8 cm); 540 MB (Mode 1, 12 cm); 650 MB (Mode 2, 12 cm); 700 MB (Mode 2, 12 cm)</p> <p>Block Size Mode 1–2,048 and 2,352 bytes; mode 2, form 1–2,048; 2,328; 2,336; 2,340 and 2,352 bytes; mode 2, form 2–2,328; 2,336; 2,340 and 2,352 bytes; CD-DA–2,352 and 2,368 bytes</p>
Writeable Disc Parameters	<p>Disc Type CD-R and CD-RW</p> <p>Write Methods Disc at Once, Track at Once, Session at Once, Variable Packet, Fixed Packet</p> <p>Format and Modes Supported CD-ROM (mode 1); CD-ROM XA (mode 2, forms 1 and 2); CD digital audio, CD-I (mode 2, forms 1 and 2); video CD</p> <p>Capacity 185 MB (Mode 2, 8cm); 540 MB (Mode 1, 12 cm); 650 MB (Mode 2, 12 cm); 700 MB (Mode 2, 12 cm)</p> <p>Block Size Mode 1–2,048 bytes; mode 2, form 1–2,048 and 2,352 bytes; mode 2, form 2–2,352 bytes; CD-DA–2,352 bytes</p>
Access Times (typical)	<p>Random < 120 ms</p> <p>Full Stroke < 200 ms</p>
Maximum Data Transfer Rates	<p>CD-RW Write 4800 KB/s (32X) Max</p> <p>CD-ROM, CD-R read 7200 KB/s (48X) Max</p> <p>CD-RW read 7200 KB/s (32X) Max</p> <p>CD-R write 7200 KB/s (48X) Max</p>
Data Transfer Modes	ATA PIO mode 4 (16.7MB/s); ATA multi-word DMA mode 2 (16.7 MB/s); ATA UltraDMA mode 0 (16.7 MB/s); ATA UltraDMA mode 1 (24 MB/s); ATA UltraDMA mode 2 (33 MB/s) – default.
Cache Buffer	2 MB (minimum)
Start-up Time (single)	< 7 seconds typical
Start-up Time (multi-session)	< 30 seconds typical
Stop Time	< 4 seconds

Technical Specifications - Optical Storage

Power	Source	Four-pin, DC power receptacle
	DC power requirement	5 VDC \pm 5%—100 mV ripple p-p 12 VDC \pm 5%—200 mV ripple p-p
	DC current	5 VCD < 1A (typical) < 1600 mA (maximum) 12 VCD < 600 mA (typical) < 1.4A (maximum) Total Drive Power (Standby mode) < 2.5 watt
Audio Output Level	0.7 Vrms	
Configuration Jumper Block	Master, slave and cable select modes	
Data Interface Connector	50-pin IDE interface	
Environmental (all conditions, non-condensing)	Temperature (operating)	41° to 122° F (5° to 50° C)
	Relative Humidity (operating)	10% to 90%
	Maximum Wet Bulb Temperature (operating)	84° F (29° C)

16X/48X DVD-ROM Drive

Height	5.25-in, half-height
Interface Type	ATAPI
Dimensions – External, Excluding Bezel (W x H)	5.88 x 1.71 in (149.5 x 43.5 mm)
Disc Diameter	12 cm, 8 cm
Disc Thickness	1.2 mm
Track Pitch	1.6 μ m (CD), 0.74 μ m (DVD)
Disc Center Hole Diameter	15 mm
Disc Formats	DVD-ROM (single and dual layer); DVD-video; DVD-R version 1.0 and 2.0; DVD-RW version 1.0 and 1.1; DVD-R multi-border; DVD+RW; DVD+R, DVD+R DL ; CD-ROM Mode 1 and 2; CD-DA; CD-ROM XA Mode 2, Form 1 and 2; CD-extra; CD-text; CD-I Mode 2, Form 1 and 2; CD-I ready; video CD, CD-bridge; PhotoCD (single and multi-session); CD-R; CD-RW
Disc Capacity	DVD-ROM 4.7 GB (DVD-5), 8.54 GB (DVD-9), 9.4 GB (DVD-10), 3.95 GB (DVD-R version 1.0), 4.7 GB (DVD-R version 2.0), 4.7 GB (DVD-RW version 1.0 and 1.1), 4.7 GB (DVD+RW), 4.7G (DVD+R), 8.5 GB (DVD+R DL) CD-ROM 540 MB (Mode 1, 12 cm), 640 MB (Mode 2, 12 cm), 700 MB (80 minimum CD-R and CD-RW), 180 MB (8 cm)
Block Size (bytes)	DVD-ROM – 2048; CD-ROM Mode 0 – 2352; CD-ROM Mode 1 – 2352, 2340, 2336, 2048; CD-ROM Mode 2 – 2352, 2340, 2336, 2048

Technical Specifications - Optical Storage

Access Times (typical reads, including settling)	DVD-ROM Single Layer	120 ms (typical)
	CD-ROM Mode 1	90 ms (typical)
	Full Stroke DVD	240 ms (seek) (typical)
	Full Stroke CD	160 ms (seek) (typical)
Maximum Data Transfer Rates	CD-ROM Read	7200 KB/s (up to 48X)
	DVD-ROM Read	21,600 KB/s (16X) Max
Data Transfer Modes	PIO Mode 4 (16.6 MB/s); Multi-word DMA mode 2 (16.6 MB/s); UltraDMA Mode 3 (44.4 MB/s)	
Power	Source	Four-pin, DC power receptacle
	DC Power Requirement	5 VDC \pm 5% – 100 mV ripple p-p
		12 VDC \pm 5% – 200 mV ripple p-p
	DC Current	5 VDC – <800 mA typical, < 1000 mA maximum
12 VDC – < 870 mA typical		
Audio Output Level	0.7 Vrms (typical)	
Configuration Jumper Block	Master, slave, and cable select modes	
Data Interface Connector	40-pin, shrouded and keyed, flat ribbon	
Environmental (all conditions non-condensing)	Temperature (operating)	41° to 122° F (5° to 50° C)
	Relative Humidity (operating)	10% to 85%
	Maximum Wet Bulb Temperature (operating)	86° F (30° C)
	Certifications, Approvals	MMC II support, multi-read certification, Microsoft WHQL certification, ACA AS/NZS 3548 class B, CNS 13438, C.I.S.P.R. Pub 22, TUV or VDE EN60950, EN 55022, EN55024, SEMKO, NEMKO, DEMKO, FIMKO, EN 60825-1, UL 60950, and CSA C22.2 60950-2000.

48X/32X/48X/16X Combo CD-RW/DVD-ROM	5.25-inch, half-height, tray-load	
	Color	Carbonite
	Orientation	Either horizontal or vertical
	Interface Type	ATAPI
	Dimensions (W x H x D)	5.77 x 1.71 x 7.36 in (146.5 x 43.5 x 187 mm) (external, excluding bezel)
	Disc Diameter	12 cm, 8 cm
	Disc Thickness	0.05 in (1.2 mm)
	Track Pitch	1.6 μ m (CD), 0.74 μ m (DVD)
	Disc Center Hole Diameter	0.6 in (15 mm)
	Reference Scanning Velocity	1.2 m/s (CD); 3.49 m/s (DVD SL); 3.84 m/s (DVD DL)

Technical Specifications - Optical Storage

Read Only Disc Parameters	Formats and Modes Supported	CD-ROM–Mode 1; CD-ROM XA–Mode 2 (forms 1 and 2); CD-Bridge; CD digital audio; CD Extra; CD-I–Mode 2 (forms 1 and 2) and CD-I-Ready; Photo CD (single and multi-session); video CD; DVD (single- and double-layer); DVD-R; DVD-RW; DVD-RW Multi-Border; DVD+R; DVD+R Multi-Session, and DVD+RW
	Capacity	180 MB (mode 2, 8 cm); 540 MB (mode 1, 12 cm); 650 MB (mode 2, 12 cm); 700 MB (Mode 2, 12 cm); 4.7 GB (DVD-5); 8.54 GB (DVD-9); 9.4 GB (DVD-10)
	Block Size	Mode 1–2,048 and 2,352 bytes; mode 2, form 1–2,048; 2,328; 2,336; 2,340 and 2,352 bytes; mode 2, form 2–2,328; 2,336; 2,340 and 2,352 bytes; CD-DA–2,352 bytes; DVD-2,048 bytes
Writeable Disc Parameters	Disc Type	CD-R and CD-RW
	Write Methods	Disc at Once, Track at Once, Session at Once, Variable Packet, Fixed Packet
	Format and Modes Supported	CD-ROM (mode 1); CD-ROM XA (mode 2, forms 1 and 2); CD digital audio, CD-I (mode 2, forms 1 and 2); video CD; CD-Bridge; Video CD
	Capacity	180 MB (mode 2, 8 cm); 540 MB (mode 1, 12 cm); 650 MB (mode 2, 12 cm); 700 MB (mode 2, 12 cm)
	Block Size	CD-DA–2,352 bytes; mode 0 – 2,336 and 2,352 bytes; mode 1– 2,048 and 2,352 bytes; mode 2?, 336 and 2,352; mode 2, form 1?, 048 and 2,352 bytes; mode 2, form 2?, 324 and 2,352 bytes
Access Times (typical reads, including settling)	Random DVD	< 140 ms (typical)
	Random CD	< 125 ms, (typical)
Maximum Data Transfer Rates	Full Stroke DVD	< 250 ms (seek)
	Full Stroke CD	< 210 ms (seek)
	CD-R write	7200 KB/s (48X) Max
	CD-RW write	1500 KB/s (10X) Max
	CD-ROM, CD-R, CD-RW read	7200 KB/s (48X) Max
	DVD ROM read	21,632 KB/s (16X) Max

Technical Specifications - Optical Storage

Data Transfer Modes	ATA PIO mode 4 (16.7 MB/s); ATA Multi-word DMA mode 2 (16.7 MB/s); ATA UltraDMA mode 0 (16.7 MB/s); ATA UltraDMA mode 1 (24 MB/s), mode 2 (33 MB/s); ATA UltraDMA Mode 3 44 Mbytes/s (default)
Cache Buffer	2 MB (minimum)
Startup Time (single)	< 7 seconds (typical)
Startup Time (multi-session)	< 30 seconds (typical)
Stop Time	< 4 seconds
Power Source	Four-pin, DC power receptacle
DC Power Requirement	5 VDC \pm 5%-100 mV ripple p-p 12 VDC \pm 5%-200 mV ripple p-p
DC Current	5 VDC (< 1000 mA typical, < 1600 mA maximum) 12 VDC (< 600 mA typical, < 1400 mA maximum)
Total Drive Power (standby mode)	< 2.5 Watt
Audio Output Level	0.7 Vrms (typical)
Configuration Jumper Block	Master, slave, and cable select modes
Data Interface Connector	40-pin, shrouded and keyed, flat ribbon
Environmental (all conditions, non-condensing)	Temperature (operating) 41° to 122° F (5° to 50° C) Relative humidity (operating) 10% to 90% Maximum wet bulb temperature (operating) 86° F (30° C)
Certifications, Requirements	MPC-3 compliant, multi-read requirements, ACA AS/NZS 3548, ANSI C63.4-1992, ATAPI Spec SFF-8020, ATA Spec X3T9.2, CB Bulletin No. 92A, CSA C22.2 No. 950-1995, C.I.S.P.R. Pub 22, EMKO-TSE 207/94, TUV or VDE EN60 950, EN60825-1, Microsoft PC2001 certification, Microsoft Logo for Windows XP, 2000, and NT4

16X DVD+/-RW LightScribe Drive*

Height	5.25-inch, half-height, tray-load
Orientation	Either horizontal or vertical
Interface type	ATAPI/EIDE
Disc recording capacity	8.5 GB DL or 4.7 GB standard
Dimensions (W x H x D)	5.9 x 1.7 x 8.0 in (15.0 x 4.4 x 20.3 cm)
Weight (max)	2.6 lb (1.2 kg)

Technical Specifications - Optical Storage

Write speed	DVD+R	Up to 16X
	DVD+RW	Up to 4X
	DVD+R DL	Up to 2.4X
	DVD-R	Up to 8X
	DVD-RW	Up to 4X
	CD-R	Up to 40X
	CD-RW	Up to 24X
Read speed	DVD+R/-R/+RW/-RW/+R DL	Up to 8X
	DVD-ROM	Up to 16X
	CD-ROM, CD-R	Up to 40X
	CD-RW	Up to 32X
Access time (typical reads, including settling)	Random	DVD: < 130 ms (typical), CD: < 120 ms (typical)
	Full Stroke	DVD: < 240 ms (seek), CD: < 200 ms (seek)
	Startup Time	Single-session: < 15 seconds (typical), Multi-session: < 30 seconds (typical)
	Stop Time	< 4 seconds
	Cache Buffer	2 MB (minimum)
	Data Transfer Modes	ATA PIO mode 4 (16.7 MB/s); ATA Multi-word DMA mode 2 (16.7 MB/s); ATA UltraDMA Mode 3 (44.4 MB/s -default)
Power	Source	Four-pin, DC power receptacle
	DC Power Requirement	5 VDC \pm 5%-100 mV ripple p-p 12 VDC \pm 5%-200 mV ripple p-p
	DC Current	5 VDC (< 1000 mA typical, 1600 mA maximum) 12 VDC (< 600 mA typical, 1400 mA maximum)
	Total Drive Power (standby mode)	< 2.5 Watt
Audio output	Line-Out	0.7 VRMS
	Signal-to-Noise Ratio	74 dB
	Channel Separation	65 dB
Environmental conditions (operating – non-condensing)	Temperature	41° to 122° F (5° to 50° C)
	Relative humidity	10% to 90%
	Maximum wet bulb temperature	86° F (30° C)
System configuration	Intel Pentium III Processor or later with 128 MB of memory (required); 256 MB recommended 2-D or 3-D graphics cards on primary disk drive for operating system and application software; second disk drive for audio and video data	

Technical Specifications - Optical Storage

Regulatory approvals MPC-3 compliant, multi-read requirements, ATA Spec X3T9.2, ATAPI Spec T13.1153D, ANSI C63.4-1992, UL 1950, ACA AS/NZS 3548, CB Bulletin No. 96A, CSA C22.2 No. 950-1995, CFR 47 C.I.S.P.R. Pub 22 Class B, DHHS/FDA, EMKO-TSE 07/94, TUV EN60950, EN60825-1, MIC, BSMI-CNS 13438, CE, Microsoft PC2001 certification, Microsoft Logo for Windows XP and 2000.

* [The Lightscribe feature is available on Windows only.](#)

Technical Specifications - Removable Storage

HP Drive Key II	Dimensions (HxWxD)	0.32 x 0.63 x 2.67 in (0.8 x 1.6 x 6.8 cm)		
	Storage Capacity	256 MB		
	Weight	0.05 lb (0.02 kg)		
	Transfer Rates	Read	Capable of 6.0 MB/s sustained read speed in USB 2.0 system	
		Write	Capable of 6.0 MB/s sustained write speed in USB 2.0 system	
	Operating Temperature	41° to 122° F (5° to 50° C)		
	Non-operating Temperature	-22° to 140° F (-30° to 60° C)		
Option Kit Contents	HP Drive Key II, documentation			

HP 16-in-1 Media Card Reader	USB Interface	USB 2.0 High-speed device		
	Advance protocol support	Supports hardware ECC (Error Correction Code) function		
	Supported media type with card adapter	<ul style="list-style-type: none"> • Supports hardware CRC (Cyclic Redundancy Check) function • Supports MS 4-bit parallel transfer mode • Supports MS-PRO 4-bit parallel transfer mode • Supports SD 4-bit parallel transfer mode • Supports high-speed 50-MHz SD 4-bit card (version 1.1) • Support high-speed 52-MHz MMC 8-bit card 		
		<ul style="list-style-type: none"> • MicroSD (T-Flash) • Memory Stick Micro 		
	Mechanical			
	Environmental	Operational	Test Parameters/Conditions – Power applied, unit operating on system ±5% nominal supply voltage. 10°C 10% R.H. = 24 hours 10°C 90% R.H. = 24 hours 20°C 90% R.H. = 24 hours 30°C 90% R.H. = 24 hours 40°C 90% R.H. = 24 hours 50°C 90% R.H. = 24 hours 50°C 10% R.H. = 24 hours	
		Environmental Extremes		
		Storage Environmental Extremes	Test Parameters/Conditions 60°C @ 80% R.H. for 96 hours -30°C @ 20% R.H. for 48 hours No power applied Delta °C < 1.0°C/min Delta % R.H. < 1.5% R.H./min	
	Approvals	USB-IF, WHQL, Compliant with USB Mass Storage Class Bulk only Transport Specification Rev. 1.0, Compliant Intel Front Panel I/O Connectivity Design Guide V. 1.2 FCC, CE, BSMI, C-Tick, VCCI, MIC, cUL, TUV-T		

Technical Specifications - Removable Storage

© Copyright 2007 Hewlett-Packard Development Company, L.P.

The information contained herein is subject to change without notice. The only warranties for HP products and services are set forth in the express warranty statements accompanying such products and services. Nothing herein should be construed as constituting an additional warranty. HP shall not be liable for technical or editorial errors or omissions contained herein.